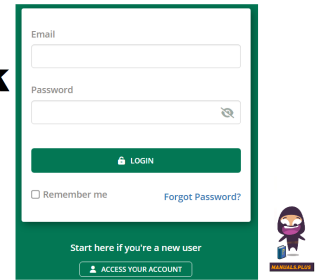




# Training Desk Training Table Foldable

A login form for Training Desk. It has a green border and a white background. At the top, it says 'Email' and 'Password' next to input fields. Below the password field is a green 'LOGIN' button. Underneath the button are links for 'Remember me' and 'Forgot Password?'. At the bottom, there is a link 'Start here if you're a new user' and a green 'ACCESS YOUR ACCOUNT' button. To the right of the form is a small cartoon character icon.

## Training Desk Training Table Foldable Desk Instructions

[Home](#) » [Training Desk](#) » Training Desk Training Table Foldable Desk Instructions 

### Contents


- [1 Training Desk Training Table Foldable Desk](#)
- [2 Product Information](#)
- [3 Product Usage Instructions](#)
- [4 Updating Your Name \(Name Change\)](#)
- [5 Steps for Updating your Name](#)
- [6 Documents / Resources](#)
  - [6.1 References](#)
- [7 Related Posts](#)




Training Desk Training Table Foldable Desk

Email


Password



 LOGIN

☐ Remember me [Forgot Password?](#)

Start here if you're a new user

 ACCESS YOUR ACCOUNT

## Product Information

### Specifications

- **Product Name:** Training Desk
- **Function:** Name Change
- **Automatic Logic:** Ensures correct capitalization of name
- **Last Updated:** 27/09/2023

### Product Usage Instructions

#### Updating Your Name (Name Change)

If you encounter incorrect capital letters in your name on Training Desk, follow these steps:

1. Contact your Training Provider to request a name update in the system.
2. Provide details of the incorrect capitalization for correction.
3. Ensure to verify the corrected name after the update is made.

#### Note:

This process resolves over 99% of capitalization issues.

### FAQ (Frequently Asked Questions)

- **Q: What should I do if the system incorrectly capitalizes my name?**  
A: Contact your Training Provider for assistance in updating your name in the system.
- **Q: How can I ensure my name is correctly capitalized?**

A: Verify your name after any updates and reach out for corrections if needed.

## Updating Your Name (Name Change)

If your name has changed since your USI has been validated you can update your name in your Training Desk profile by revalidating the USI. You will be unable to change your name in Training Desk without it first being changed on your USI profile.

Please log into your USI profile and add the details for your new name. This will require you to upload new identify documents to verify the name change. (<https://www.usi.gov.au/>) .

Once you have confirmed your name has been changed on your USI profile then you can update your name in Training Desk using the steps below:

### Steps for Updating your Name

1. Log into Training Desk and ensure you are in your Student Profile
2. In the header menu, select “profile”
3. In the personal details section select “Edit Details”
4. Enter your new name details and select save changes

If your new details match the name on your USI profile the system will save the changes and your profile will be updated. If you get an error with a field, check your USI profile to ensure the changes have been made there first. If you would like your certificates re-issued in your new name, please contact your Training Provider to request this change.

Please ensure you have updated your name in your profile first.

If you require additional components added to your name which do not appear on your USI profile, you will need to provide some form of identification featuring those components when you request a name change.


### Incorrect Capital Letters in your Name

Training Desk has automatic logic built into the system to ensure that your name has the correct capital letters. In over 99% of cases this produces the desired results, however in some isolated cases, the system will incorrectly capitalise the incorrect letters. If this has occurred, please contact your Training Provider to request for your name to be updated in the system.

This article was last updated on 27/09/2023

[trainingdesk.com.au](https://trainingdesk.com.au)

## Documents / Resources

	<p><a href="#">Training Desk Training Table Foldable Desk</a> [pdf] Instructions Training Table Foldable Desk, Training Table Foldable Desk, Table Foldable Desk, Foldable Desk, Desk</p>
---	---

## References

- [User Manual](#)

## **Manuals+. Privacy Policy**

This website is an independent publication and is neither affiliated with nor endorsed by any of the trademark owners. The "Bluetooth®" word mark and logos are registered trademarks owned by Bluetooth SIG, Inc. The "Wi-Fi®" word mark and logos are registered trademarks owned by the Wi-Fi Alliance. Any use of these marks on this website does not imply any affiliation with or endorsement.