



TraceX BM71 Bluetooth Module Instructions

[Home](#) » [TraceX](#) » TraceX BM71 Bluetooth Module Instructions 

TraceX

BM71 Regulatory Compliance Information
Revision 0.4
Dec' 2015

This document covers the Regulatory Compliance information which is part of the BM71 Module datasheet and related documents shared with customers.

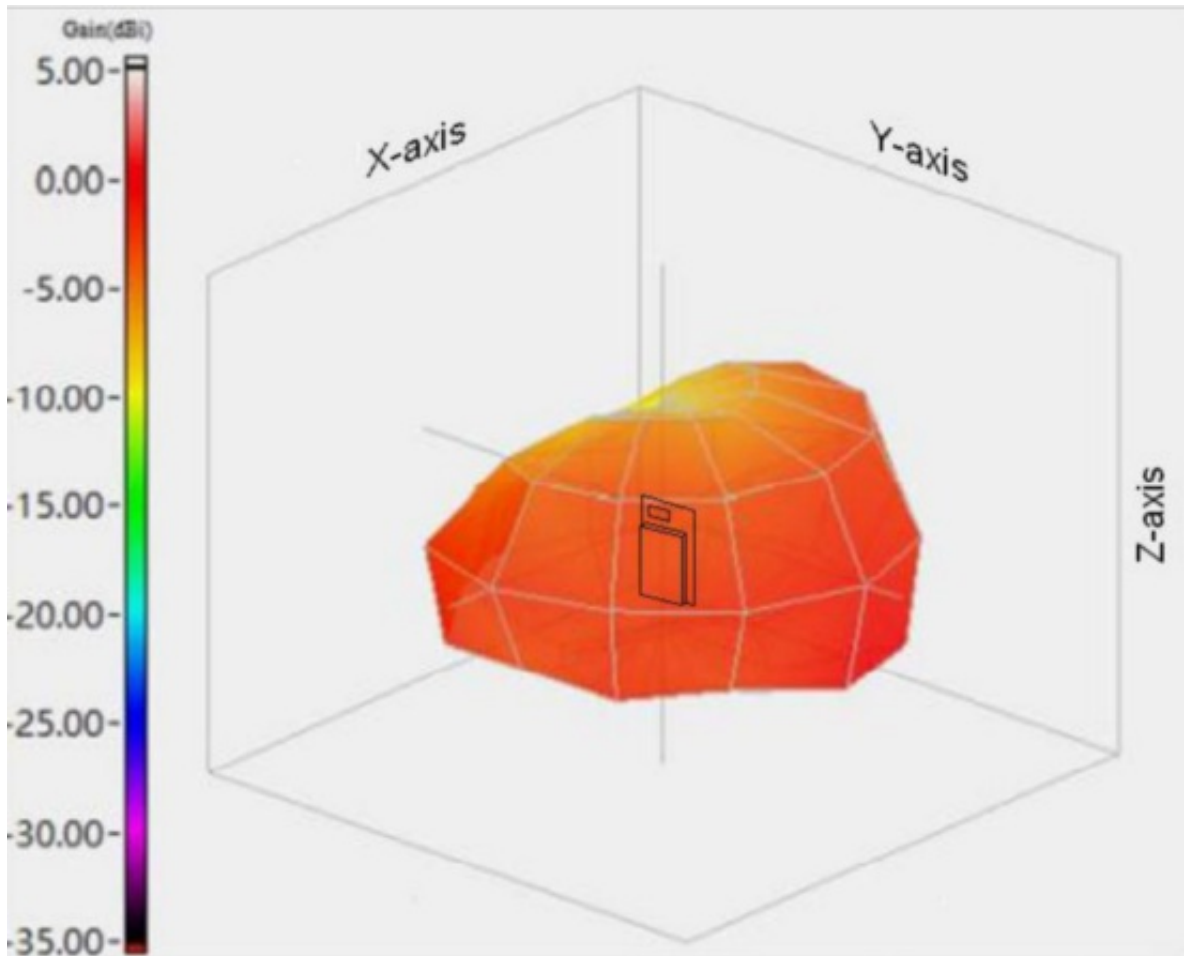
Contents

- 1 ANTENNA**
 - 1.1 Antenna Characteristics CERAMIC CHIP ANTENNA**
 - 1.2 UNITED STATES**
 - 1.3 LABELING AND USER INFORMATION REQUIREMENTS**
 - 1.4 RF EXPOSURE**
 - 1.5 HELPFUL WEB SITES**
- 2 Canada**
 - 2.1 LABELING AND USER INFORMATION REQUIREMENTS**
 - 2.2 RF EXPOSURE**
- 3 Appendix B-1**
- 4 Documents / Resources**
 - 4.1 References**
- 5 Related Posts**

ANTENNA

Antenna Characteristics
CERAMIC CHIP ANTENNA

The BM71 module contains an integral ceramic chip antenna.
Figure 1-1 illustrates the antenna performance of the module.
FIGURE 1-1: BM71 ANTENNA RADIATION PATTERN



Frequency	2442 MHz
Max Gain	0.1 dBi
Efficiency	42.70%

APPENDIX A: CERTIFICATION NOTICES

Note: This device has not been au prized as required by the rules of the Federal Communications Commission
This device is no and may not be, offered or sale or lease or sold or leased until au organization is obtained

BM71 module regulatory approval status:

- BT SIG/QDID:74246
 - The United States/FCC ID: 2A3UI-TX4871
 - Canada/IC ID: 27990-TX4871
- HVIN: BM71BLES1FC2 PMN: Bluetooth Module

A.1 REGULATORY APPROVAL

This section outlines the regulatory information for the BM71 module for the following countries:

- United States

- Canada

UNITED STATES

The BM71 module is in progress to receive Federal Communications Commission (FCC) CFR47 Telecommunications, Part 15 Subpart C “Intentional Radiators” modular approval in accordance with Part 15.212 Modular Transmitter approval. Modular approval allows the end-user to integrate the BM71 module into a finished product without obtaining subsequent and separate FCC approvals for intentional radiation, provided no changes or modifications are made to the module circuitry. Changes or modifications could void the user’s authority to operate the equipment. The end-user must comply with all of the instructions provided by the Grantee, which indicate installation and/or operating conditions necessary for compliance

. The finished product is required to comply with all applicable FCC equipment authorizations regulations, requirements and equipment function not associated with the transmitter module portion. For example, compliance must be demonstrated to regulations for other transmitter components within the host product; to requirements for unintentional radiators (Part 15 Subpart B “Unintentional Radiators”), such as digital devices, computer peripherals, radio receivers, etc.; and to additional authorization requirements for the non-transmitter functions on the transmitter module (i.e., Verification, or Declaration of Conformity) (e.g., transmitter modules may also contain digital logic functions) as appropriate.

LABELING AND USER INFORMATION REQUIREMENTS

The BM71 module has to be labeled with its own FCC ID number, and if the FCC ID is not visible when the module is installed inside another device, then the out- side of the finished product into which the module is installed must also display a label referring to the enclosed module. This exterior label can use wording as follows:

Contains Transmitter Module FCC ID:

2A3UI-TX4871 or Contains FCC ID: 2A3UI-TX4871

This device complies with Part 15 of the FCC Rules.

Operation is subject to the following two conditions:

(1) this device may not cause harmful interference, and (2) this device must accept any interference received, including interference that may cause undesired operation

Due to the limited module size (9.0 x 11.5mm), the FCC Identifier is displayed in the Datasheet only and cannot be displayed on the module label.

A user’s manual for the finished product should include the following statement:

This equipment has been tested and found to comply with the limits for a Class B digital device, pursuant to part 15 of the FCC Rules. These limits are designed to provide reasonable protection against harmful interference in a residential installation. This equip-ment generates, uses, and can radiate radio frequency energy, and if not installed and used in accordance with the instructions, may cause harmful interference to radio communications. However, there is no guarantee that interference will not occur in a particular installation. If this equipment does cause harmful interference to radio or television reception, which can be determined by turning the equipment off and on, the user is encouraged to try to correct the interference by one or more of the following measures:

- Reorient or relocate the receiving antenna.
- Increase the separation between the equipment and receiver.
- Connect the equipment into an outlet on a circuit different from that to which the receiver is connected.
- Consult the dealer or an experienced radio/TV technician for help.

Additional information on labeling and user information requirements for Part 15 devices can be found in KDB Publication 784748 available at the FCC Office of Engineering and Technology (OET) Laboratory Division Knowledge Database (KDB) <http://apps.fcc.gov/oetcf/kdb/index.cfm>.

RF EXPOSURE

All transmitters regulated by FCC must comply with RF exposure requirements. KDB 447498 General RF Exposure Guidance provides guidance in determining whether proposed or existing transmitting facilities, operations or devices comply with limits for human exposure to Radio Frequency (RF) fields adopted by the Federal Communications Commission (FCC). From the FCC Grant: Output power listed is conducted. This grant is valid only when the module is sold to OEM integrators and must be installed by the OEM or OEM integrators. This transmitter is restricted for use with the specific antenna(s) tested in this application for Certification and must not be co-located or operating in conjunction with any other antenna or transmitters within a host device, except in accordance with FCC multi-transmitter product procedures.

HELPFUL WEB SITES

Federal Communications Commission (FCC): <http://www.fcc.gov>
FCC Office of Engineering and Technology (OET) Laboratory Division Knowledge Database (KDB):
<http://apps.fcc.gov/oetcf/kdb/index.cfm>

Canada

The BM71 module certification is in progress for use in Canada under Industry Canada (IC) Radio Standards Specification (RSS) RSS-247 and RSS-Gen. Modular approval permits the installation of a module in a host device without the need to recertify the device. Certification details:
IC Certification Number: 27990-TX4871
HVIN: BM71BLES1FC2

LABELING AND USER INFORMATION REQUIREMENTS

Labeling Requirements for the Host Device (from Section 3.1, RSS-Gen, Issue 4, November 2014): The host device shall be properly labeled to identify the module within the host device.

The Industry Canada certification label of a module shall be clearly visible at all times when installed in the host device, otherwise, the host device must be labeled to display the Industry Canada certification number of the module, preceded by the words "Contains transmitter module", or the word "Contains", or similar wording expressing the same meaning, as follows:

Co aims transmitter module
27990-TX4871

Due to the limited module size (9.0 x 11.5mm) the IC the identifier is displayed in the Datasheet only and cannot be displayed on the module label.

User Manual Notice for License-Exempt Radio Apparatus (from Section 8.4, RSS-Gen, Issue 4, November 2014): User manuals for license-exempt radio apparatus shall contain the following or equivalent notice in a conspicuous location in the user manual or alternatively on the device or both:

This device complies with Canada license-exempt R standard(s) per ion is sub- je to the following two Condi ions
(1) this device may not cause interferenc and (2) this device mu accept any interference including in nce h ay
cause undesired operation o the device

Under Industry Canada regulations, this radio transmitter may only operate using an antenna of a type and maximum (or lesser) gain approved for the transmitter by Industry Canada. To reduce potential radio interference to other users, the antenna type and its gain should be so chosen that the equivalent isotropically radiated power (e.i.r.p.) is not more than that necessary for successful communication.

The above notice may be affixed to the device instead of displayed in the user manual.

RF EXPOSURE

All transmitters regulated by IC must comply with RF exposure requirements listed in RSS-102 – Radio Frequency (RF) Exposure Compliance of Radiocommunication Apparatus (All Frequency Bands).

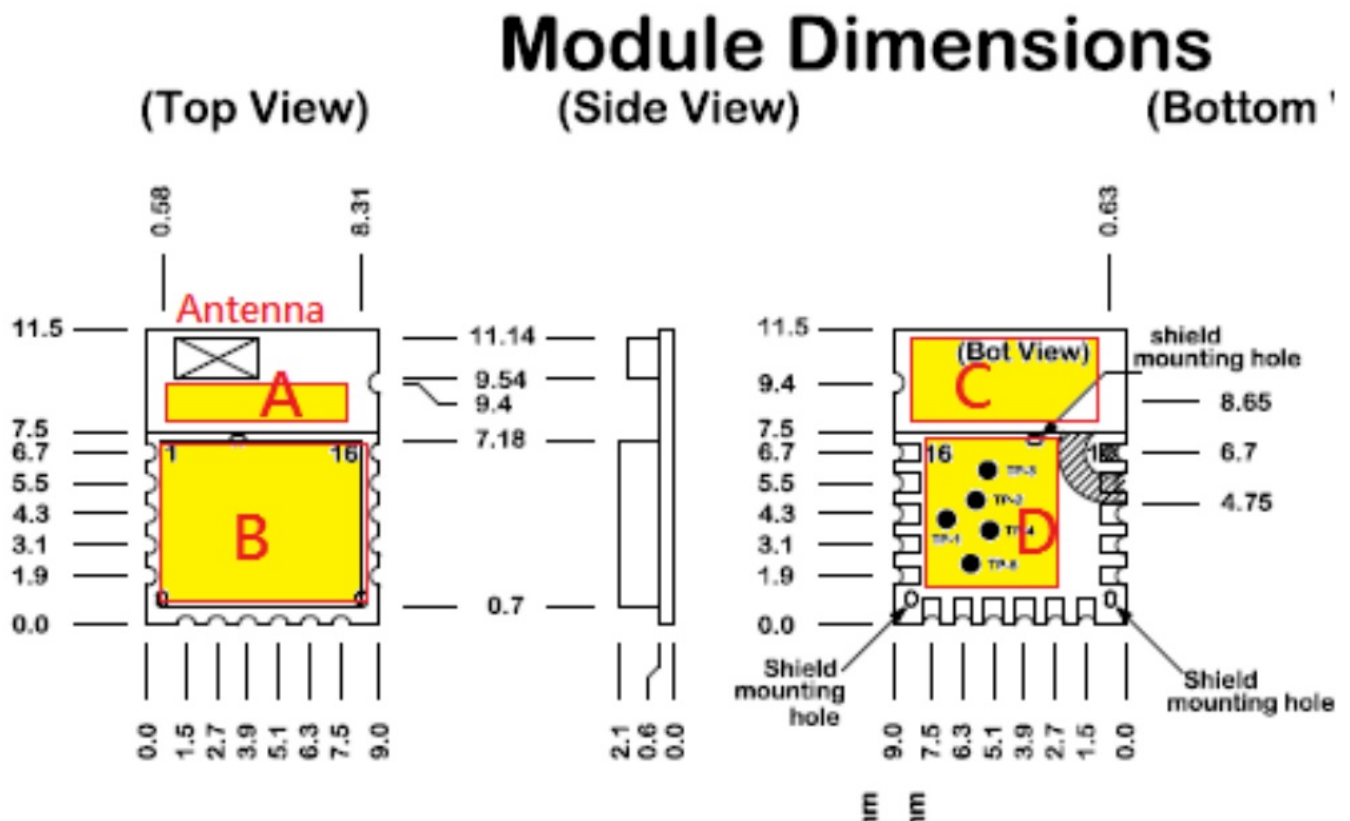
A.2.3 HELPFUL WEBSITES Industry Canada: <http://www.ic.gc.ca/>

Appendix B: Labelling Considerations

BM71 module, due to the module dimension limitation, could not add the certificate ID on the module directly, we apply the certificate ID on the Datasheet and alternatively on the shipping package instead of on the module.

Description

1. BM71 Module dimension




Area A: 1.5X8.5mm²


Area B: 7.7X6.1mm, this is a shielding case with a label for BT address and date code

Area C: 3.5X8.5mm²

Area D: 2.1X6.35mm² and 1.4X3.6mm, the area is not complete and continuous.



TOP



Bottom

Form factor

According to the description above, due to the dimension limitation, we could not find out an area good to print a clear certificate ID or logo.

We would apply for your kind permission to allow Microchip to ship the module by the new approach, in appendix I, to add the certificate ID on the anti-static bag, the out pack of the module tray

Appendix B-1 is one of the proposals.

Appendix B-1

There is an anti-static bag outside the module tray, we suggest adding the certificate ID on the bag, it is very clear for the custom and government to check the ID, and we will also add the certificate ID information in the module user manual to avoid any possible confusion by the user.




Open BOX

Module tray in the anti-static bag



Logo and ID is pasted on the anti-static bag
and also noted in user manual

Documents / Resources

	<p>Tracex BM71 Bluetooth Module [pdf] Instructions TX4871, 2A3UI-TX4871, 2A3UITX4871, BM71 Bluetooth Module, BM71, Bluetooth Module</p>
---	---

References

-  [OET Knowledge Database \(KDB\)](#)
-  [Federal Communications Commission | The United States of America](#)
-  [Language selection - Innovation, Science and Economic Development Canada Main Site / Sélection de la langue - Site principal d'Innovation, Sciences et Développement économique Canada](#)