



tp-link Tapo RV10 Plus Robot Vacuum and Mop Smart Auto Empty Dock Instruction Manual

[Home](#) » [tp-link](#) » tp-link Tapo RV10 Plus Robot Vacuum and Mop Smart Auto Empty Dock Instruction Manual 

Contents

- 1 [tp-link Tapo RV10 Plus Robot Vacuum and Mop Smart Auto Empty Dock](#)
- 2 [Overview](#)
- 3 [Highlights](#)
- 4 [Specifications](#)
- 5 [Documents / Resources](#)
 - 5.1 [References](#)



tp-link Tapo RV10 Plus Robot Vacuum and Mop Smart Auto Empty Dock



70 Days without Emptying

Auto-empty with 4L large dust bag

- **Highly Efficient Navigation**

Reduces missed areas and repeated cleaning

- **Vacuum and Mop Combo**

Tackles sticky messes and kitchen grease

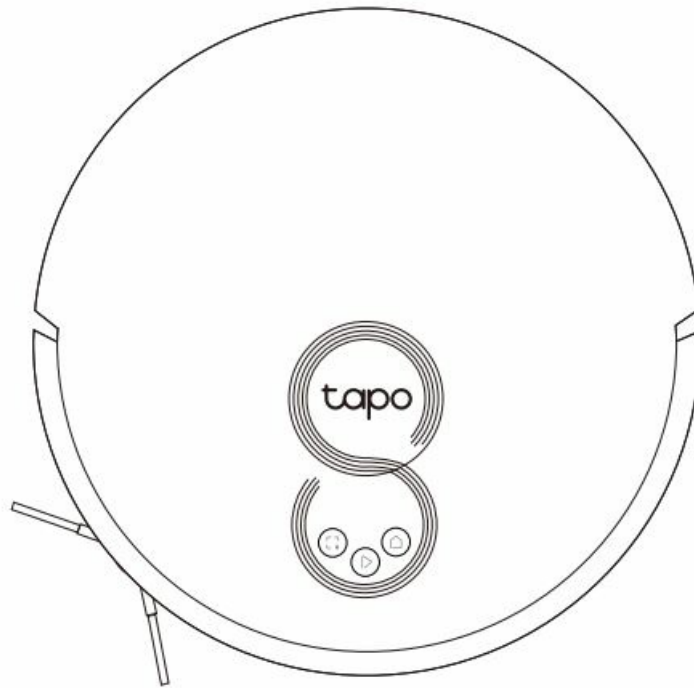
- **Strong 2000Pa Suction**

Easily cleans pet hair, daily messes, and more



Overview

Robot Vacuum



Power/Clean

- Press once: Start/pause cleaning.
- Press and hold for 5 seconds: Turn on/off the robot vacuum.
 - For the first use, slide the power switch from OFF to ON to turn on.

Dock

- Return to the dock to charge.
- Empty the bin when docked.

Spot Cleaning/Child Lock

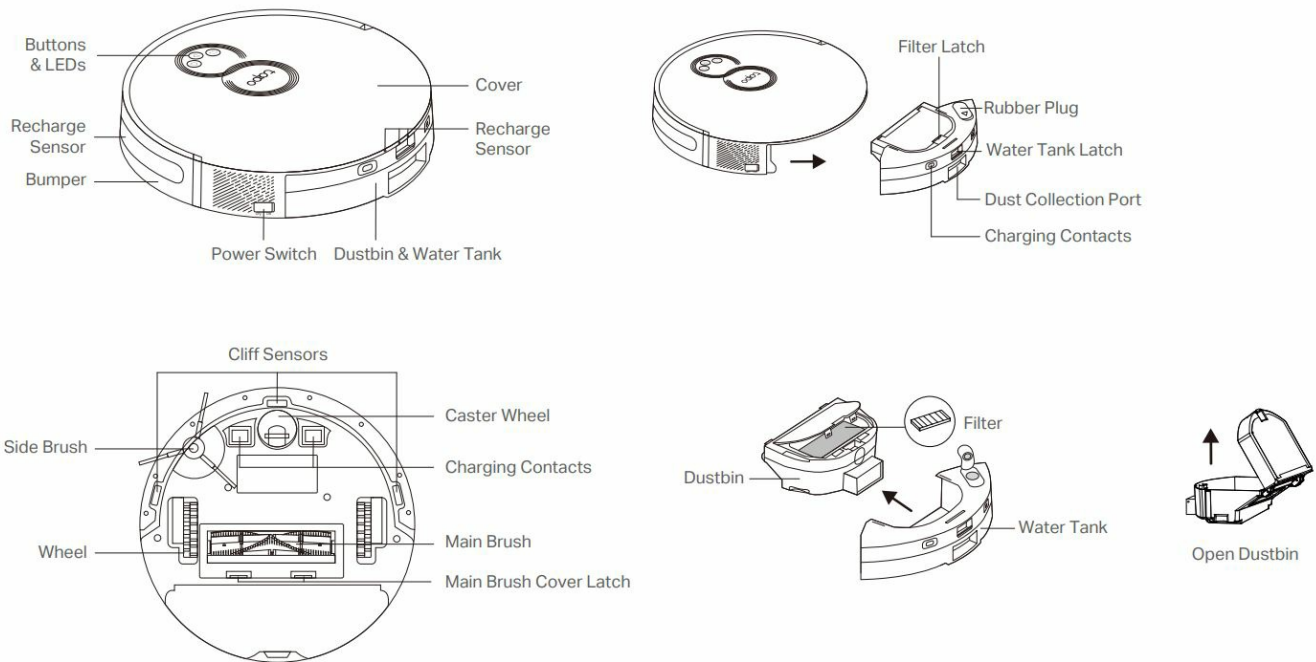
- Press once: Start spot cleaning.
- Press and hold for 5 seconds: Turn on/off the child lock.

+ **Combination Button**

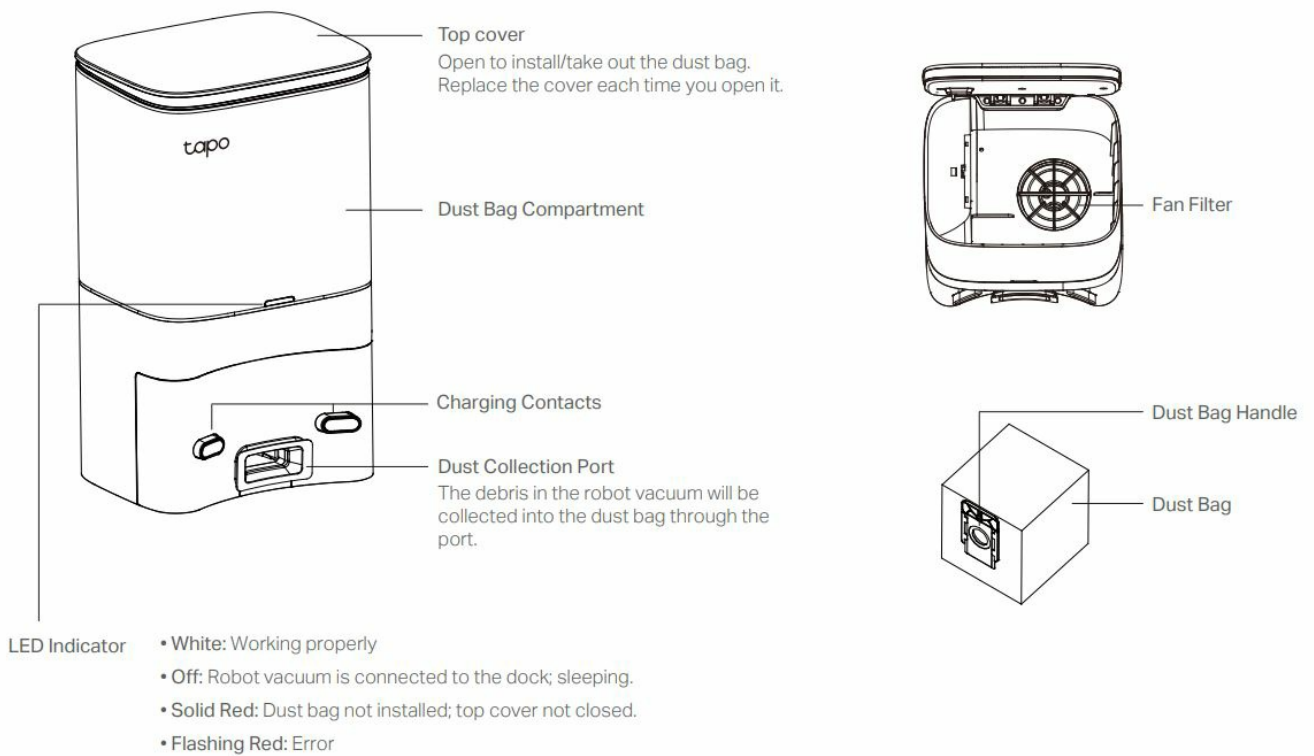
- Press and hold simultaneously for 5 seconds: Enter setup mode to configure network.
- Press and hold simultaneously for 10 seconds: Restore to factory default settings.

LED

- **Red:** Battery level 20%; Error
- **Orange:** Battery level between 20% and 80%
- **Green:** Battery level 80%



Auto-Empty Dock



Highlights

Up to 70 Days Hands-Free Cleaning

No-Fuss Auto Empty

Automatically empties its dustbin after cleaning to keep your hands free

4L Sealed Disposable Dust Bag

Dust stays out of sight for up to 70 days and your hands stay clean

Empties without Residue

The dock's strong 27000Pa suction power and shortened air duct help empty the dustbin within moments

Reduces Untimely Noise Interference

Auto-adjusts emptying duration and follows do-not-disturb schedules to avoid noisy interruptions



Strong Suction Power, Low Noise

Four vacuum modes with different levels of suction power meet various cleaning needs. With a maximum suction power of 2000Pa, the Tapo Robot Vacuum is ideal for direct, powerful cleaning for carpets and hard floors.

Auto-Boost for Your Carpets

Automatically adjusts the suction power to the max mode when encountering carpets.

Quiet Cleaning

Low noise levels down to 53 dB while in use—quieter than a running microwave.

High-Efficiency Path Planning

Smart systematic navigation guides RV10 Plus to organize a neat s-shaped route for higher cleaning efficiency and fewer omissions compared with random-path robotic vacuums.

Thin Enough to Slide In

Slides into hard-to-reach areas with ease thanks to its super-slim 7.9 cm / 3.1 in body.

Anti-Drop Protection

Multiple cliff sensors avoid falls down stairs and ledges.

Mops and Vacuums Simultaneously

Mopping is essential for houses with hard floors which need regular polishing. Vacuuming and mopping in one trip turns your thankless chore time into me time.

Huge Water Tank Capacity

A full-size 300ml water tank covers up to 200 m² / 2100 ft².

3-Level Electronic Mopping

Provides 3 water flows to suit different floor types with consistent and steady water pressure.

Specifications

Care and Maintenance

To maintain optimal performance, maintain the robot vacuum according to the following guidelines.

Part	Maintenance Frequency	Replacement Frequency*
Dustbin	Clean/wash as needed	/
Filter	Once a week	3-6 months
Main Brush	Every 2 weeks	6-12 months
Side Brush	Once a month	3-6 months
Dust Bag	/	Replaced when it is full
Mop Cloth	After each use	2-3 months
Caster Wheel	Clean as needed	/
Main Wheels	Once a month	/
Sensors	Once a month	/
Charging Contacts	Once a month	/

- Replacement frequency may vary depending on the actual situation. Parts should be replaced if visible wear appears.

Mapping & Navigation Features

- **Mapping/Path Planning:** Gyroscope
- **Obstacle Avoidance:** Infrared
- **Barrier-Cross Height:** 20 mm/0.79 in
- **Anti-Drop Protection:** Yes

Dock Features

- **Auto Dust Collection:** Yes

- **Suction Power of Auto-Empty Dock:** 27000Pa
- **Dust Bag Capacity:** 4 L

Vacuuming Features

- **Max Suction Power:** 2000Pa
- **Suction Level Adjustment:** 4 levels
- **Dustbin Capacity:** 350ml
- **Dustbin Detection:** Yes
- **HEPA Filter:** Yes
- **Carpet Boost:** Yes, Electricity Recognition

Mopping Features

- **Wet Mopping:** Yes
- **Mopping Type:** Electric Water Flow Control
- **Water Level Adjustment:** 3 levels
- **Water Tank Capacity:** 300ml

Battery

- **Battery Capacity:** 2600 mAh
- **Recharge & Resume:** Yes

App Features

- **Real-Time Tracking:** Yes
- **Scheduled Cleaning:** Yes

Physical


- Product Dimensions:
 - **Robot Vacuum:** 342.6 × 342.2 × 78.5 mm (13.5 × 13.5 × 3.1 in)
 - **Auto-Empty Dock:** 227 × 191.4 × 381.3 mm (8.9 × 7.5 × 15 in)
- Package Contents:
- Robot Vacuum Cleaner ×1
- Auto-Empty Dock ×1
- Mop Cloth Mount ×1
- Quick Installation Guide
- Washable Mop Cloth ×1
- 4L Disposable Dust Bag ×2
- Side Brush ×2
- HEPA Filter ×2
- Cleaning Brush ×1

Others

- **Wireless Connection:**
 - IEEE 802.11 b/g/n, 2.4 GHz band only;
 - Bluetooth 4.2 (only for onboarding)
- **Rated Input Voltage:** 120 VAC, 60Hz
- **Max Charging Power Consumption:** 18W (DC24V 750mA)
- **Max Working Power Consumption:**
 - Robot Vacuum: 25W
 - Auto-Empty Dock: 950W
- **Works with Google Home:** Yes
- **Works with Amazon Alexa:** Yes

1. Based on Internal testing. Actual emptying intervals are subject to change due to usage and environmental factors.
 2. Based on internal testing carried out by the manufacturer, using quiet vacuuming mode with a full battery. Actual results may vary according to the working status and home environment.
 3. Based on internal testing carried out by the manufacturer, using low water flow with a full battery. Actual results may vary according to the home environment. It is recommended to mop with Tapo Multi-Surface Floor Cleaning Solution.
 4. Based on internal testing carried out by the manufacturer, using quiet vacuuming mode. Actual results may vary according to the working status.
-

Documents / Resources

	<p>tp-link Tapo RV10 Plus Robot Vacuum and Mop Smart Auto Empty Dock [pdf] Instruction Manual</p> <p>Tapo RV10 Plus, Tapo RV10 Plus Robot Vacuum and Mop Smart Auto Empty Dock, Robot Vacuum and Mop Smart Auto Empty Dock, Vacuum and Mop Smart Auto Empty Dock, Mop Smart Auto Empty Dock, Smart Auto Empty Dock, Auto Empty Dock, Empty Dock, Dock</p>
-------------------------------------------------------------------------------------	---------------------------------------------------------------------------------------------------------------------------------------------------------------------------------------------------------------------------------------------------------------------------------------------------------------------------------------------------------------------------

References

- [User Manual](#)