



tp-link REV1.0.0 Wi-Fi or Mobile Data Installation Guide

[Home](#) » [tp-link](#) » tp-link REV1.0.0 Wi-Fi or Mobile Data Installation Guide 



Contents

- [1 Getting Started](#)
- [2 LED Status](#)
- [3 Safety Information](#)
- [4 Documents / Resources](#)
 - [4.1 References](#)

Getting Started

Please remain online (Wi-Fi or mobile data) throughout the app download and login steps.

1. Download the TP-Link Deco app for iOS or Android.



<https://www.tp-link.com/app/qrcode/?app=deco>

- Follow app instructions to set up your Gateway Deco (DSL/4G/5G) first, then add other Decos (if any) to the network.

LED Status

Each Deco has an LED light that changes color according to its status. See the explanation below.

LED	DECO STATUS
Pulse Yellow	Deco is resetting.
Solid Yellow	Deco is starting up.
Pulse Blue	Deco is ready for setup, or WPS is in progress.
Solid Blue	Deco is setting up.
Pulse Green	Deco is upgrading firmware.
Solid Green	Deco is all set up and connected to 4G / WAN.
Solid White*	Deco is all set up and connected to 5G.
Pulse Red	The satellite Deco is disconnected from main Deco.
Solid Red	Deco has an issue.

*The solid white LED is for 5G Deco routers only.

Safety Information

- Adapter shall be installed near the equipment and shall be easily accessible.
- Keep the device away from water, fire, humidity or hot environments.
- Do not attempt to disassemble, repair, or modify the device. If you need service, please contact us.
- Do not use damaged charger or USB cable to charge the device.
- Do not use any other chargers than those recommended.
- Do not use the device where wireless devices are not allowed.
- Use only power supplies which are provided by manufacturer and in the original packing of this product. If you have any questions, please don't hesitate to contact us.

Please read and follow the above safety information when operating the device. We cannot guarantee that no accidents or damage will occur due to improper use of the device. Please use this product with care and operate at your own risk.

TP-Link hereby declares that the device is in compliance with the essential requirements and other relevant

provisions of directives 2014/53/EU, 2009/125/EC, 2011/65/EU and (EU)2015/863.

The original EU Declaration of Conformity may be found at <https://www.tp-link.com/en/support/ce/>.

TP-Link hereby declares that the device is in compliance with the essential requirements and other relevant provisions of the Radio Equipment Regulations 2017.

The original UK Declaration of Conformity may be found at <https://www.tp-link.com/support/ukca/>.

For TP-Link Branded Products Only. For the information about warranty period, policy and procedures, please visit <https://www.tp-link.com/en/support>

THIS WARRANTY GIVES YOU SPECIFIC LEGAL RIGHTS, AND YOU MAY HAVE OTHER RIGHTS THAT VARY FROM STATE TO STATE (OR BY COUNTRY OR PROVINCE).

TO THE EXTENT ALLOWED BY LOCAL LAW, THIS WARRANTY AND THE REMEDIES SET FORTH ARE EXCLUSIVE AND IN LIEU OF ALL OTHER WARRANTIES, REMEDIES AND CONDITIONS.

TP-Link warrants the TP-Link branded hardware product contained in the original packaging against defects in materials and workmanship when used normally in according with TP-Link' s guidelines for some period which depends on the local service from the date of original retail purchase by the end-user purchaser.

GNU General Public License Notice

This product may include software code developed by third parties, including software code subject to the GNU General Public License ("GPL"). As applicable, TP-Link ("TP-Link" in this context referring to the TP-Link entity offering respective software for download or being responsible for distribution of products that contain respective code) provides, by itself or with the support of third parties (e.g. the TP-Link Corporation Limited), mail service of a machine readable copy of the corresponding GPL source code on CD-ROM upon request via email or traditional paper mail.

TP-Link will charge for a nominal cost to cover shipping and media charges as allowed under the GPL. This offer will be valid for at least 3 years.

For GPL inquiries and the GPL CD-ROM information, please contact GPL@tp-link.com or write to Suite 901, New East Ocean Centre, Tsim Sha Tsui, Hong Kong. Additionally, TP-Link provides for a GPL-Code-Centre under <https://www.tp-link.com/support/gpl/> where machine readable copies of the GPL source codes used in TP-Link products are available for free download.

The GPL Code used in this product is distributed WITHOUT ANY WARRANTY and is subject to the copyrights of one or more authors. For further information about GNU General Public License please refer to the following website: <https://static.tp-link.com/resources/document/GPL%20License%20Terms.pdf>



Need some help?

Visit <https://www.tp-link.com/support/>

for technical support, the user guide, FAQs, warranty & more




<http://www.tp-link.com/support>

© 2023 TP-Link 7106510688 REV1.0.0












www.tp-link.com



Documents / Resources

	tp-link REV1.0.0 Wi-Fi or Mobile Data [pdf] Installation Guide REV1.0.0 Wi-Fi or Mobile Data, REV1.0.0, Wi-Fi or Mobile Data, or Mobile Data, Mobile Data, Data
---	--

References

-  [Link: Simple, secure one-click payments](#)
-  [WiFi Networking Equipment for Home & Business | TP-Link](#)
-  [Support | TP-Link](#)
-  [Support | TP-Link](#)
-  [CE Regulatory Compliance | TP-Link](#)
-  [Support | TP-Link](#)
-  [Support | TP-Link](#)
-  [Support | TP-Link](#)
-  [Support | TP-Link](#)
-  [Support | TP-Link](#)
-  [Support | TP-Link](#)
-  [TP-Link Product Support - Wireless Networking Equipment Support](#)
-  [GPL Code Center | TP-Link](#)
-  [Regulatory Compliance | TP-Link](#)