


tp-link Omada Network Router

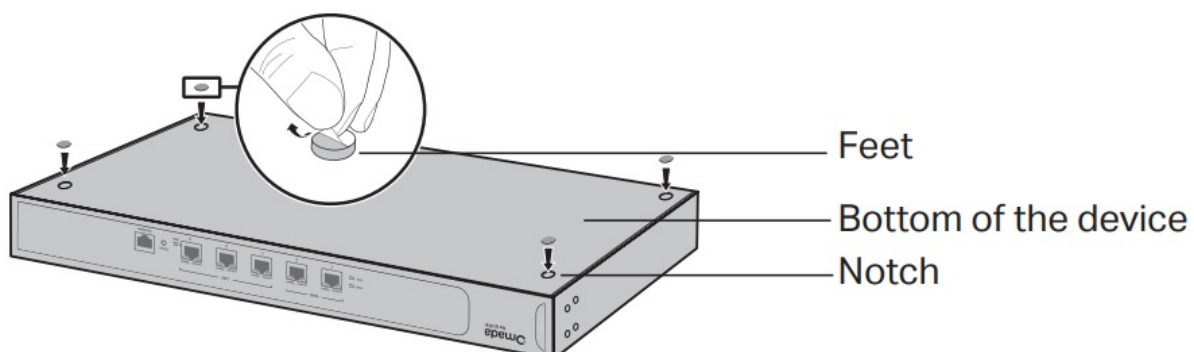


Contents [[hide](#)]

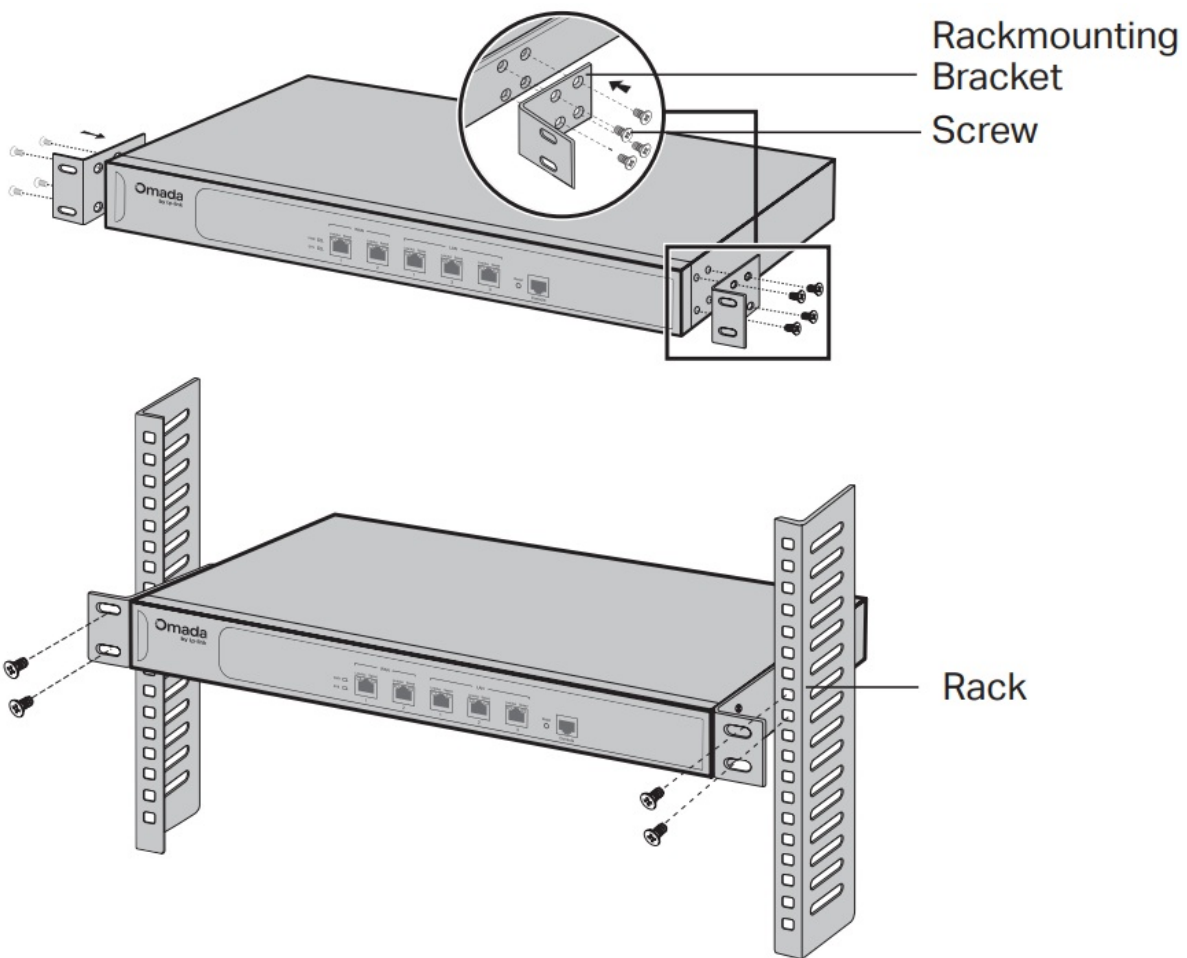
- [1 Installation](#)
- [2 Customer Support](#)
- [3 Documents / Resources](#)
 - [3.1 References](#)

Installation

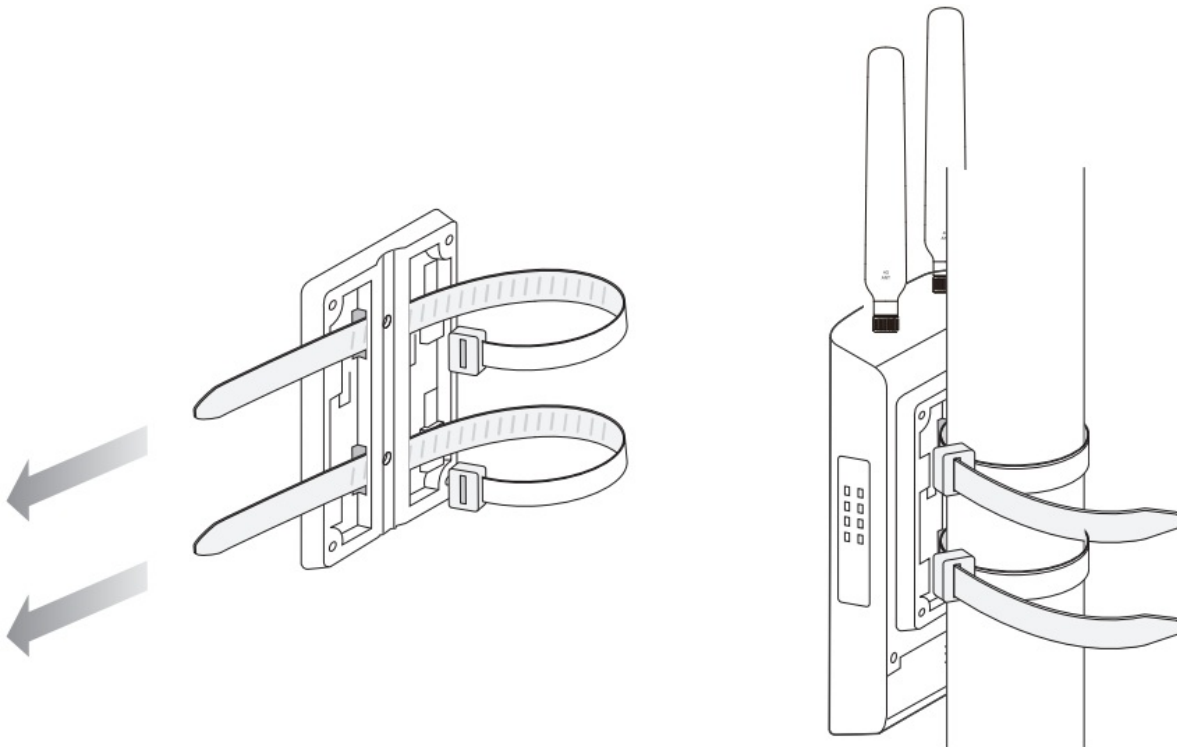
- Desktop Installation



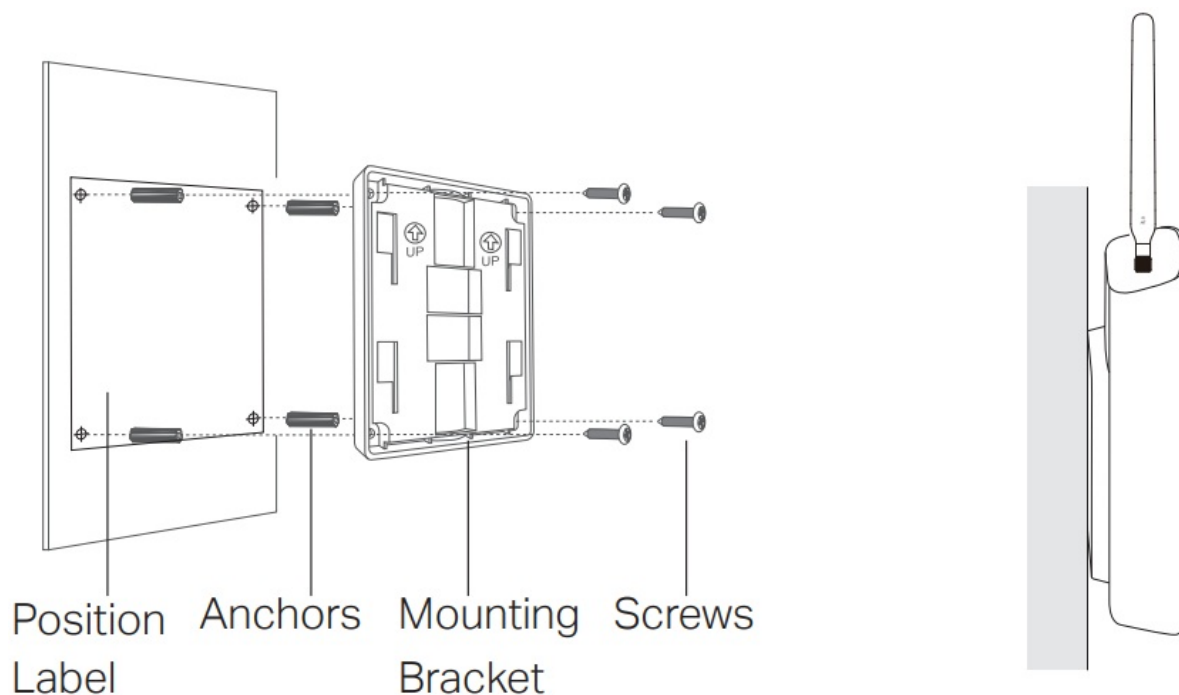
- Rack Installation (Only for Certain Models)



- Pole Mounting (Only for Certain Models)



- Wall Mounting (Only for Certain Models)



Customer Support


For technical support, the user guide and other information, please visit <https://support.omadanetworks.com/>, or simply scan the QR code.



© 2025 TP-Link 7100000111 REV2.1.0



Documents / Resources

 Installation Guide Router/Gateway/OC <small>Copyright 2016 TP-LINK</small>	tp-link Omada Network Router [pdf] Installation Guide Omada Network Router, Network Router, Router
---	---

References

- [User Manual](#)

📁 Network Router, Omada Network Router, router, TP-

📁 tp-link Link



Leave a comment

Your email address will not be published. Required fields are marked *

Comment *

Name

Email

Website

☐ Save my name, email, and website in this browser for the next time I comment.

Post Comment

Search:

e.g. whirlpool wrf535swhz

Search

[Manuals+](#) | [Upload](#) | [Deep Search](#) | [Privacy Policy](#) | [@manuals.plus](#) | [YouTube](#)

This website is an independent publication and is neither affiliated with nor endorsed by any of the trademark owners. The "Bluetooth®" word mark and logos are registered trademarks owned by Bluetooth SIG, Inc. The "Wi-Fi®" word mark and logos are registered trademarks owned by the Wi-Fi Alliance. Any use of these marks on this website does not imply any affiliation with or endorsement.