



tp-link Access Point Junction Box User Guide

[Home](#) » [tp-link](#) » tp-link Access Point Junction Box User Guide 

tp-link Access Point Junction Box User Guide



Note: The images are for demonstration only, and may differ from your actual products.

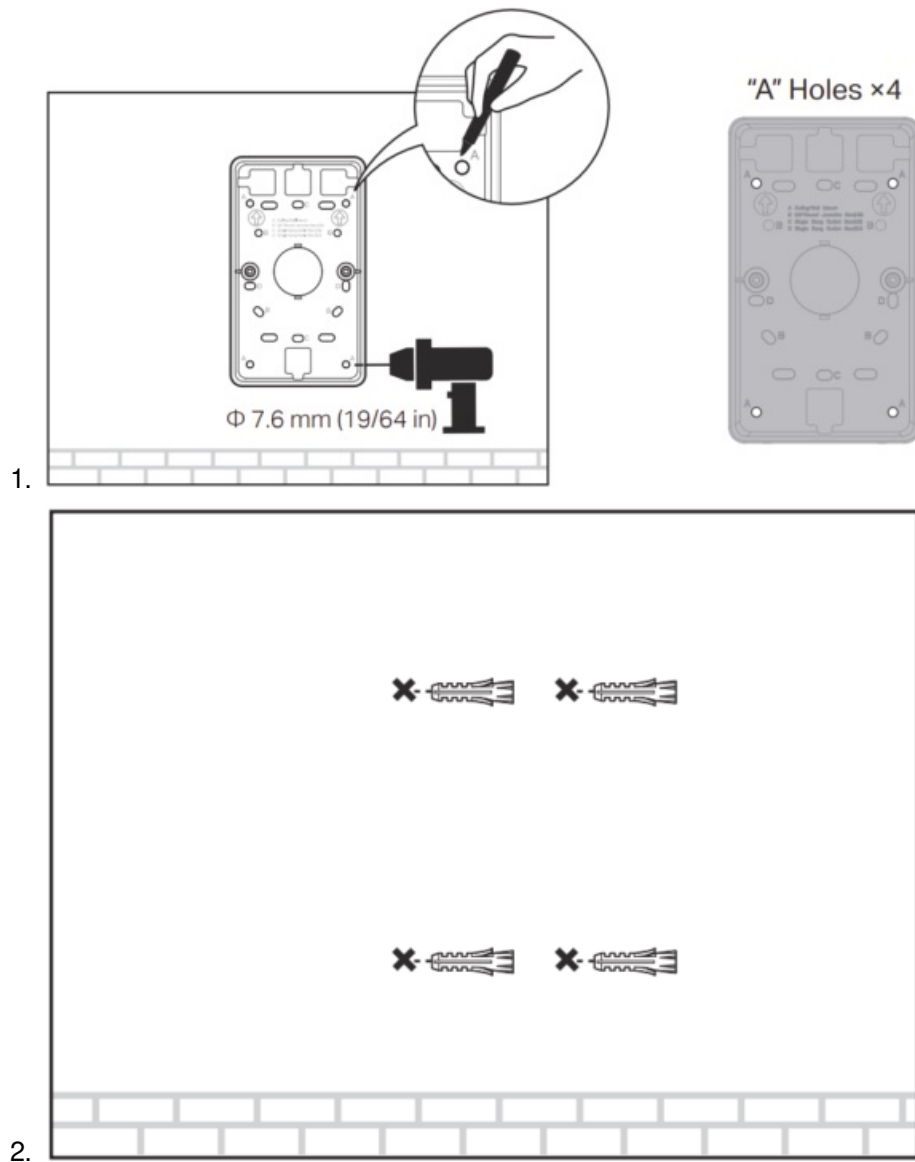
Contents

- [1 Mount the Box](#)
- [2 Option 1: Wall Mounting](#)
- [3 Option 2: Junction Box Mounting](#)
- [4 Mount the AP](#)
- [5 Documents / Resources](#)
 - [5.1 References](#)
- [6 Related Posts](#)

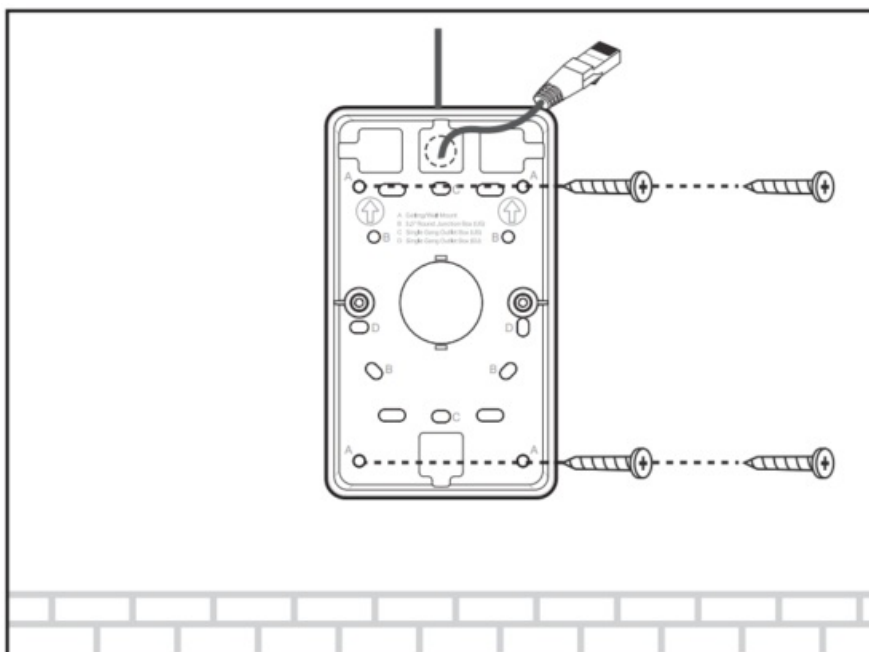
Mount the Box

Mount the product to the wall or an existing junction box using the accessories included in the product's package.

Option 1: Wall Mounting

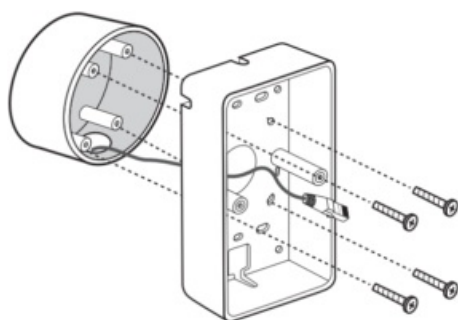


3.



Option 2: Junction Box Mounting

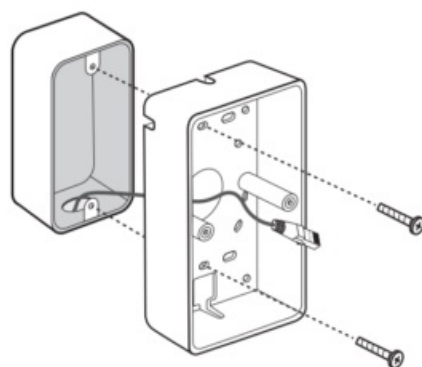
- For 3.5" Round Junction Box (US)



"B" Holes ×4



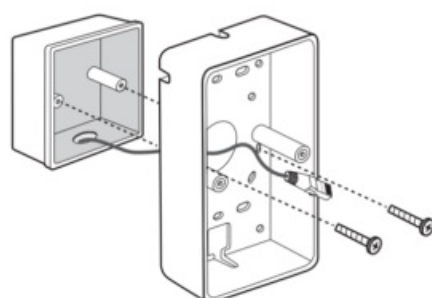
- For Single Gang Outlet Box (US)



"C" Holes ×2



- For Single Gang Outlet Box (EU)



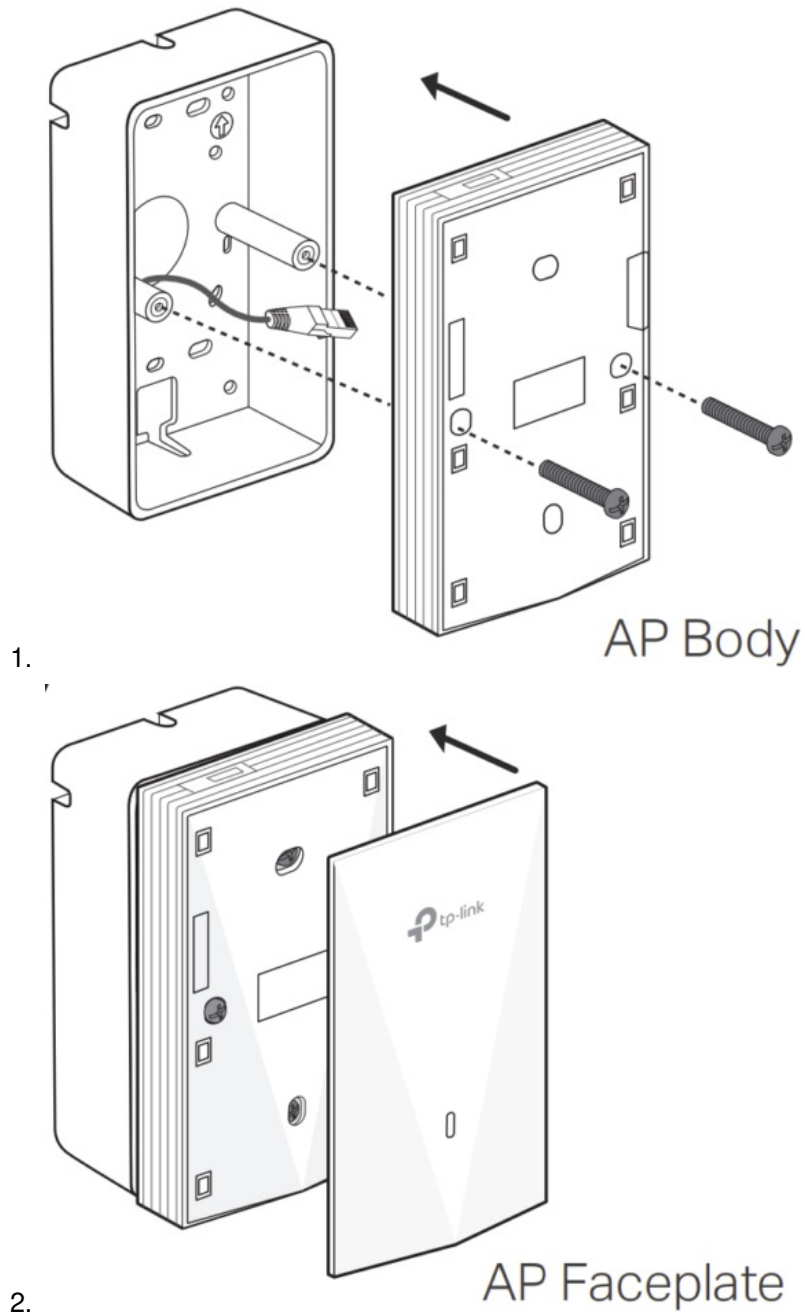
"D" Holes ×2



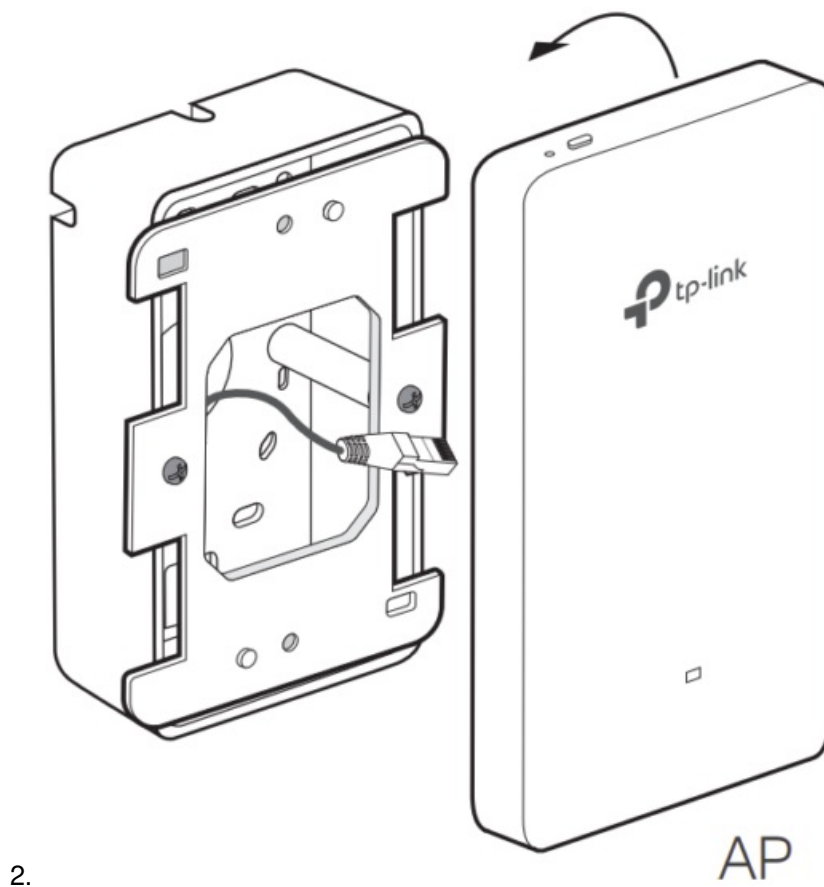
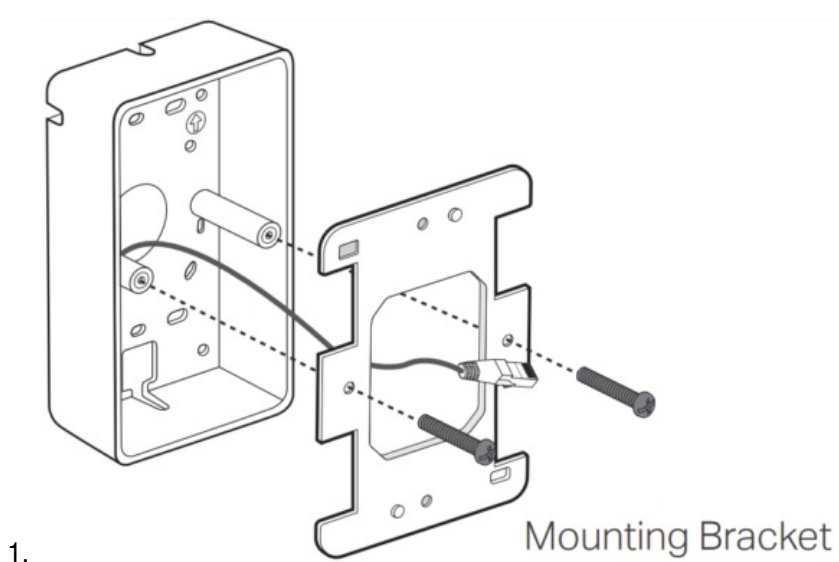
Mount the AP

Mount your AP to the product using the screws included in the AP's package.

- **For AP with Detachable Faceplate**



- **For AP with Mounting Bracket**



Follow the steps on the front page to mount the device.

TP-Link hereby declares that the device is in compliance with the essential requirements and other relevant provisions of directives 2011/65/EU and (EU)2015/863.

The original EU declaration of conformity may be found at <https://www.tp-link.com/en/support/ce/>



Waste sorting

Packaging type		Material code
Box	Carta	PAP 21/PAP 20
Plastic Bag	Plastic	PET 1 /LDPE 4/HDPE 2/7 >PP+PE<
Cardboard	Carta	PAP 22/PAP 20
Expanded Plastic	Plastic	7 EVA/LDPE 4
Plastic shell	Plastic	PS 6/PVC 3
Plastic film	Plastic	LDPE 4/PET 1
Check the provisions of your municipality.		

*This QIG is valid for multiple models. Please refer to the product actually purchased.




For technical support and other information, please **visit** :

<https://www.tp-link.com/support/?type=smb>, or simply scan the **QR code**.



Documents / Resources

	<p>tp-link Access Point Junction Box [pdf] User Guide Access Point Junction Box, Point Junction Box, Junction Box, Box</p>
---	--

References

- [🔗 CE Regulatory Compliance | TP-Link](#)
- [🔗 Support | TP-Link United Kingdom](#)
- [User Manual](#)

[Manuals+](#), [Privacy Policy](#)

This website is an independent publication and is neither affiliated with nor endorsed by any of the trademark owners. The "Bluetooth®" word mark and logos are registered trademarks owned by Bluetooth SIG, Inc. The "Wi-Fi®" word mark and logos are registered trademarks owned by the Wi-Fi Alliance. Any use of these marks on this website does not imply any affiliation with or endorsement.