



TOZO NC9 Active Noise Cancellation User Guide

[Home](#) » [TOZO](#) » TOZO NC9 Active Noise Cancellation User Guide 

TOZO NC9 Active Noise Cancellation User Guide



Contents

- [1 How to wear your TOZO earbuds](#)
- [2 How To Pair](#)
- [3 Left Earbud](#)
- [4 Right Earbud](#)
- [5 Documents / Resources](#)
- [6 Related Posts](#)

How to wear your TOZO earbuds

Step1: Ensure ear cap downward, then place earbuds into ear.

Step2: Rotating back earbuds to auricle side to fit snugly.



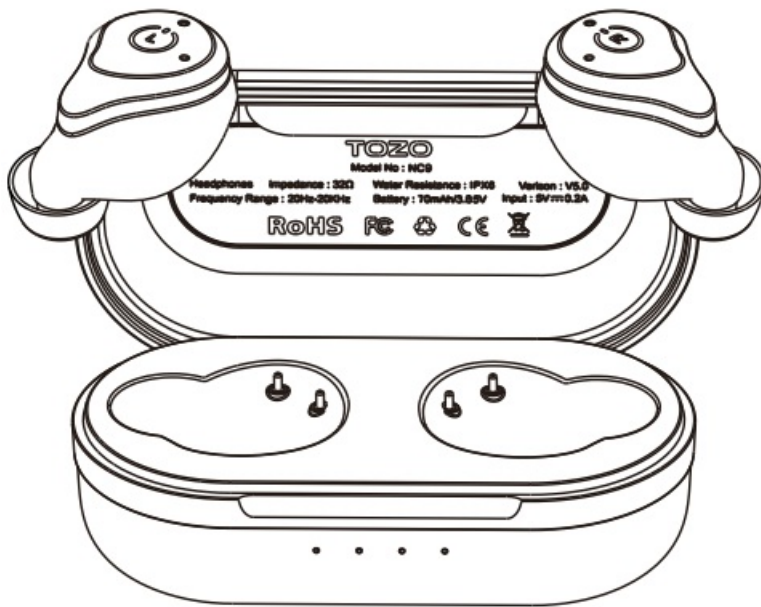
Earcup facing pulls the incorrect way o wear the earbuds.



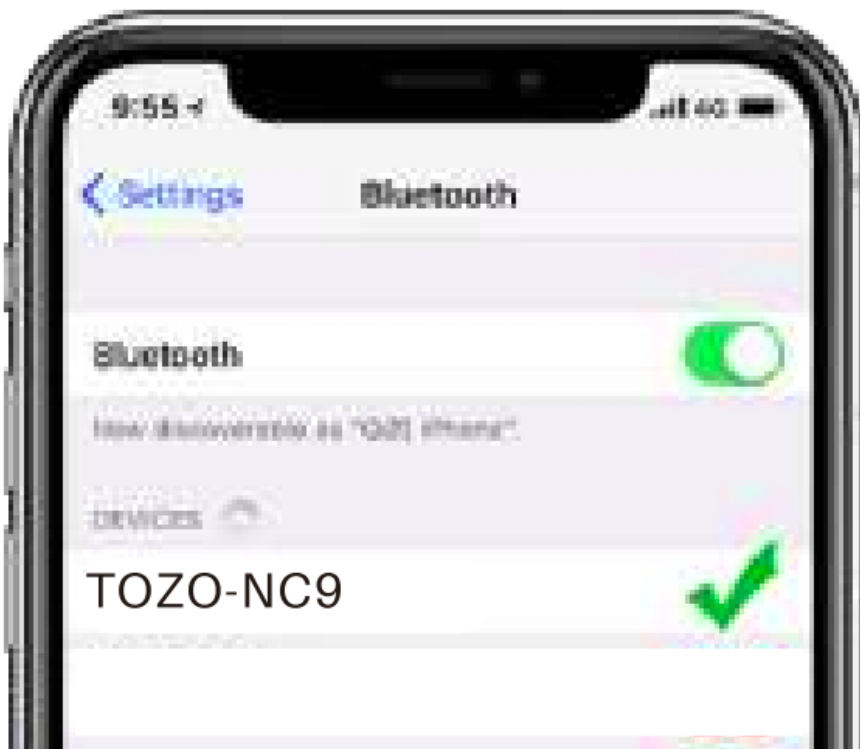
How To Pair

Auto Pairing

1. Pickup2headsetsfrom charging base, they will power on automatically and will connect each other automatically within 10seconds.

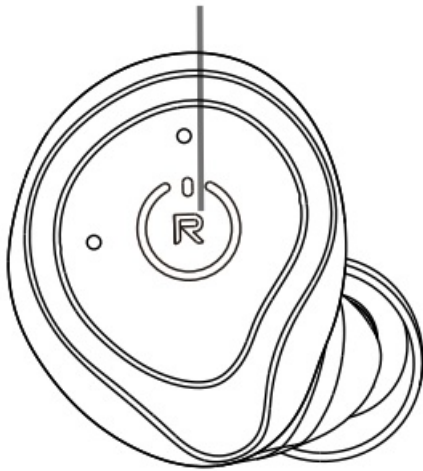


2. If the earbud is full charge, the earbud will flash blue light for 5 seconds, then disappear. If the earbud is not full charge, it will keep red light until full charge.

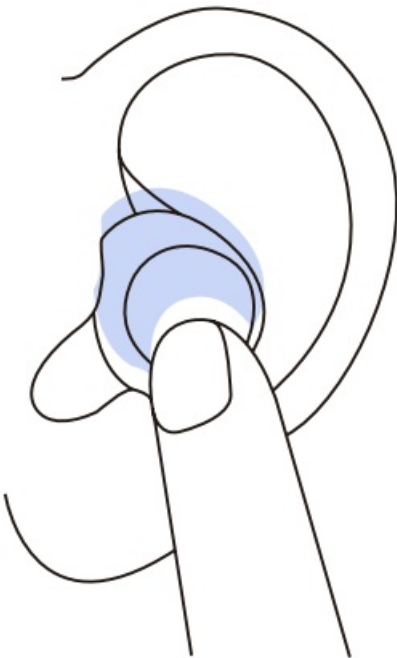


3. search for pairing name [TOZO-NC9], and select it in your phone.

MFB Touch Pannel



Left Earbud



Hold



Power on: Hold or pick up earbuds from battery case to power on automatically. Power off: Hold or put earbuds into battery case to power off & charging automatically.




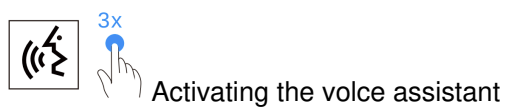
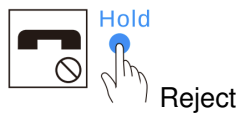
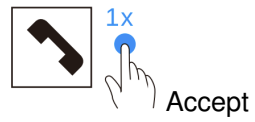
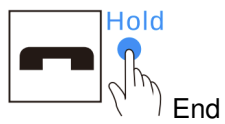
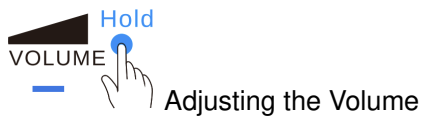
1x

Active Noise Cancellations Mode.

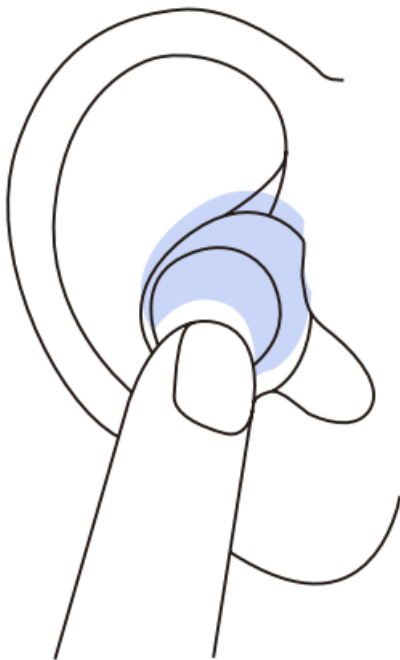


2x

Previous



Right Earbud




株式会社成洋





Documents / Resources

 The image shows the cover of a 'TOZO NC9 Active Noise Cancellation Quick Guide'. It features a line drawing of the earbuds and the charging case. The TOZO logo is at the top, and the text 'NC9 ACTIVE NOISE CANCELLATION QUICK GUIDE' is at the bottom.	<p>TOZO NC9 Active Noise Cancellation [pdf] User Guide</p> <p>NC9 Active Noise Cancellation, NC9, Active Noise Cancellation, Noise Cancellation, Cancellati on</p>
---	--

[Manuals+.](#)