

Toyama
Power Products
TBT18TCHS4.1
Cordless Chain
Sharpener



Toyama TBT18TCHS4.1 Cordless Chain Sharpener Owner's Manual

[Home](#) » [Toyama](#) » Toyama TBT18TCHS4.1 Cordless Chain Sharpener Owner's Manual 

Contents

- 1 [Toyama TBT18TCHS4.1 Cordless Chain Sharpener](#)
- 2 [Product Usage Instructions](#)
- 3 [FAQ](#)
- 4 [PREFACE](#)
- 5 [SAFETY SYMBOLS](#)
- 6 [SPECIFICATIONS](#)
- 7 [CORDLESS CHAIN SHARPENER](#)
- 8 [WHEN OPERATING YOUR CHAIN SHARPENER](#)
- 9 [INSPECTION BEFORE OPERATING](#)
- 10 [CHAIN IDENTIFICATION AND PRE-OPERATION CHECK](#)
- 11 [OPERATION](#)
- 12 [DISK REPLACEMENT](#)
- 13 [STORAGE AND TRANSPORT](#)
- 14 [WARRANTY](#)
- 15 [Documents / Resources](#)
 - 15.1 [References](#)



Toyama TBT18TCHS4.1 Cordless Chain Sharpener



Specifications

- Model: TBT18TCHS4.1
- Product Type: Battery-Powered Chain Sharpener
- Disc Thickness: 3.2 mm
- Dimensions: 250 x 195 x 170 mm
- Weight: 2.42 kg

Product Usage Instructions

Operating Precautions:

1. Never operate the equipment when tired, sleepy, under the influence of alcohol, drugs, or other substances.
2. Avoid using the product in slippery conditions, at night, or in adverse weather.
3. Ensure a safe distance of at least 15 meters from children, unauthorized persons, or animals during operation.

General Guidelines:

1. Keep the manual accessible for reference and ensure users understand the instructions.
2. Include the manual when transferring ownership of the product.
3. Do not allow inexperienced users to operate the equipment.
4. Avoid modifying the product to prevent voiding the warranty.

Safety Measures:

1. Maintain ergonomic posture and proper support during operation.
2. Avoid wearing loose clothing, open shoes, or loose hair; always use recommended protective gear.
3. Regularly check for wear and overheating of parts for any abnormalities.

FAQ

- **Q:** Can I use this chain sharpener in rainy conditions?
 - **A:** It is advised not to use the product in adverse weather conditions like rain to ensure safety and proper functionality.
- **Q:** What should I do if I suspect a part is overheating?
 - **A:** If you notice any abnormal heating of parts, immediately stop the operation and allow the equipment to cool down before inspecting for issues.

PLEASE READ THIS MANUAL CAREFULLY. IT CONTAINS INFORMATION FOR YOUR SAFETY.

THE IMAGES IN THIS MANUAL ARE FOR ILLUSTRATIVE INFORMATION ONLY.

PREFACE

Thank you for purchasing TOYAMA product.

This manual covers the operation and maintenance of your product. The information and specifications included in this publication were in effect at the time of approval for printing. No part of this publication may be reproduced without written permission. This manual should be considered a permanent part of this product and should remain with it. The illustration may vary according to the model.

Keep this owner's manual handy, so you can refer to it at any time. This owner's manual is considered a permanent part of the product and should remain with the product if resold.

If a problem should arise, or if you have any questions about the product, consult your authorized TOYAMA dealer.

SAFETY SYMBOLS

The following symbols are intended to remind you of the safety precautions to be followed

 <p>READ MANUAL</p>	 <p>WEAR EAR PROTECTORS</p>
 <p>WEAR RESPIRATORY PROTECTION</p>	 <p>WEAR SAFETY GLOVES</p>
 <p>WEAR PROTECTIVE FOOTWEAR</p>	 <p>EAR, EYE AND HEAD PROTECTION</p>
 <p>WARNING</p>	 <p>ROTATING PARTS</p>
 <p>WARNING ELECTRICITY</p>	 <p>RISK OF INJURY</p>
 <p>BURN HAZARD</p>	 <p>TOXIC AIR</p>
 <p>HEAT/HOT SURFACE</p>	 <p>OBJECTS CAN BE THROWN</p>
 <p>CHECK THE WORK CONDITIONS</p>	

SPECIFICATIONS

MODEL	TBT18TCHS4.1
PRODUCT	CORDLESS CHAIN SHARPENER
MAXIMUM SPEED [RPM]:	3800
DISC DIAMETER [MM]:	104
DISC THICKNESS [MM]:	3,2
SOUND PRESSURE LEVEL:	70,6 DB(A)
SOUND POWER LEVEL:	83,6 DB(A)
BOX DIMENSIONS [MM]:	250X195X170 MM
NET WEIGHT (KG)*	2,42

* NET WEIGHT WITHOUT CUTTING ACCESSORIES

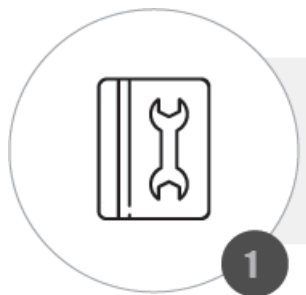
CORDLESS CHAIN SHARPENER



- 1. HANDLE;
- 2. DISC;
- 3. MOTOR;

4. CHAIN HOLDER;

WHEN OPERATING YOUR CHAIN SHARPENER



- READ THE MANUAL CAREFULLY;



- NEVER USE THIS EQUIPMENT WHEN YOU ARE TIRED, SLEEPY, ON THE EFFECT OF ALCOHOL, DRUGS OR OTHER SUBSTANCES;

NEVER USE THE PRODUCT UNDER THE FOLLOWING CIRCUMSTANCES:



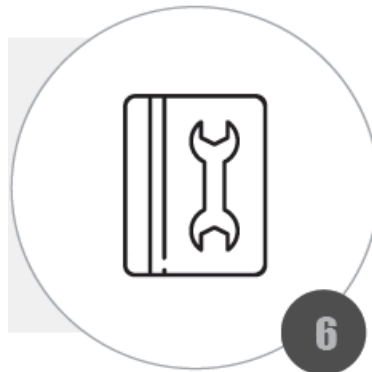
- WHEN THE TERRAIN IS SLIPPERY OR WHEN IT CANNOT MAINTAIN A STABLE AND SAFE POSITION;
- AT NIGHT OR WHEN YOU HAVE AN UNCLEAR VISIBILITY OF THE AREA WHERE THE EQUIPMENT WILL BE OPERATED;
- UNDER ADVERSE WEATHER CONDITIONS (RAIN, STORMS, STRONG WINDS);



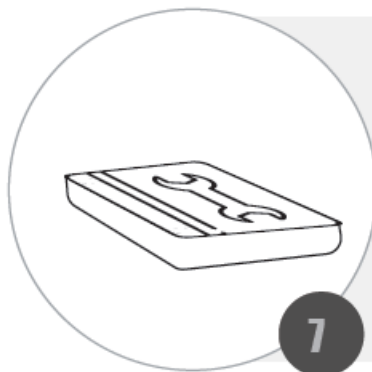
- WHEN USING THE PRODUCT, MAKE SURE THAT CHILDREN, UNAUTHORIZED PERSONS OR ANIMALS

ARE AT A SAFE DISTANCE AT LEAST 15 METERS AWAY FROM THE EQUIPMENT;

WARNING



- BE SURE TO KEEP THIS MANUAL ACCESSIBLE SO THAT YOU CAN CONSULT ANY DOUBTS;



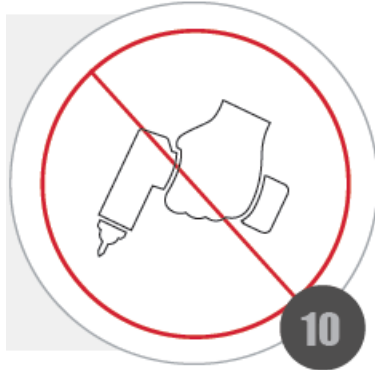
- ALWAYS MAKE SURE TO INCLUDE THIS MANUAL WHEN SELLING, LENDING, OR TRANSFERRING OWNERSHIP OF THIS PRODUCT;



- NEVER ALLOW CHILDREN OR USERS WHO ARE UNABLE TO UNDERSTAND THE INSTRUCTIONS GIVEN IN THIS MANUAL TO USE THE EQUIPMENT;



- NEVER REMOVE THE DECALS THAT COME WITH THE PRODUCT;



- NEVER REMODEL OR MODIFY THE PRODUCT. THESE ACTIONS RESULT IN LOSS OF WARRANTY;

WARNING




- ALWAYS KEEP NEAR THE NECESSARY TOOLS FOR PERIODIC CHECKS OR MAINTENANCE;



- OPERATE WITH ERGONOMIC POSTURE. MAINTAIN PROPER SUPPORT AND BALANCE AT ALL TIMES;



- NEVER WEAR WIDE CLOTHING, SHORTS, SHORTS, OPEN SHOES, LOOSE HAIR, ETC. ALWAYS USE THE RECOMMENDED PROTECTIVE EQUIPMENT;




- PAY ATTENTION TO WEAR AND OVERHEATING OF PARTS. IF THERE IS ANY ABNORMALITY OF THE MACHINE, STOP THE OPERATION IMMEDIATELY AND CHECK THE MACHINE WITH CARE. TAKE THE MACHINE TO AN AUTHORIZED DEALER IF NECESSARY. NEVER OPERATE A MACHINE THAT IS NOT IN GOOD WORKING ORDER;

WARNING



INSPECTION BEFORE OPERATING



- CHECK THE GRINDING DISC CAN'T HAVE ANY DAMAGED;



- CHECK THE GRINDING DISC CAN'T HAVE ANY DAMAGED;



- CHECK THAT THE MACHINE IS WELL LEVELED;


WARNING



- MAKE PERIODIC INSPECTIONS TO ENSURE SAFE AND EFFICIENT OPERATION
- FOR A COMPLETE INSPECTION OF YOUR MACHINE, PLEASE CONTACT A DEALER
- PREVENTIVE MAINTENANCE ENSURES PERFECT OPERATION AND LONGER ENGINE LIFE.

CHAIN IDENTIFICATION AND PRE-OPERATION CHECK

CHAIN IDENTIFICATION



- READ THE CHAINSAW OR CHAIN MANUAL TO KNOW WHAT TYPE OF CHAIN AND WHAT ANGLE IT SHOULD BE SHARPENING;

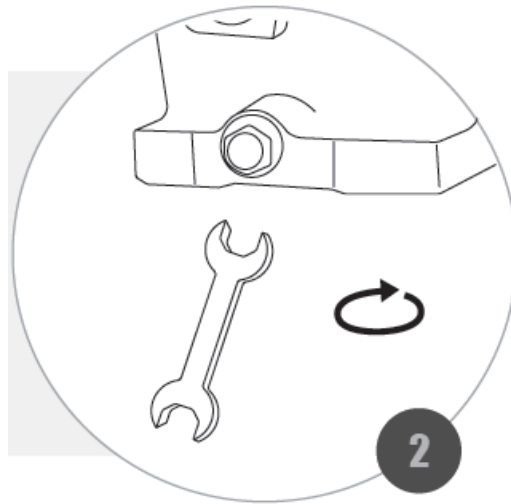
WARNING




PRE-OPERATION CHECK



- MAKE SURE THE SHARPENER IS FIXED TO THE COUNTERTOP;



- CHECK THE SHARPENER BEFORE EACH USE, MAKE SURE IT HAS NO DAMAGE AND THAT ALL SCREWS ARE PROPERLY FIXED;




- CHECK THE SHARPENING DISC TO MAKE SURE IT IS NOT HANGING TO EITHER SIDE;

WARNING



OPERATION



- POSITION YOURSELF PARALLEL TO THE SHARPENER, KEEP YOURSELF IN A FIRM AND BALANCED

POSITION DURING OPERATION;



- POSITION THE CHAIN IN THE GUIDE;



- ALIGN THE GRINDING DISC WITH THE CHAIN TOOTH;



- ATTACH THE CHAIN;

WARNING





- SHARPENING THE DEPTH GUIDES WITH THE STEEL FILE;

WARNING

- NEVER MOVE WITH THE MACHINE WITH IT TURNED ON
- AFTER SHARPENING THE CHAIN, BE CAREFUL NOT TO CUT YOURSELF
- BE CAREFUL WITH THE GRINDING DISC AS IT MAY GET HOT DUE TO FRICTION.



DISK REPLACEMENT



- REMOVE THE CHAIN SHARPENER FROM THE COUNTERTOP;



- REMOVE THE WORN DISC AND REPLACE IT WITH THE NEW;



- RETURN THE SHARPENER TO THE BENCH;

WARNING



STORAGE AND TRANSPORT

STORAGE



- USING A WET CLOTH WITH NON-FLAMMABLE SOLVENT, CLEAN THE METAL PARTS OF THE ENGINE;




- COVER THE ENGINE AND STORE IT IN A VENTILATED PLACE;

WARNING

- PERFORM THESE STEPS FOR STORAGE IN PERIODS GREATER THAN 30 DAYS
- AVOID AREAS FOR STORAGE IN HUMID ENVIRONMENTS AS HUMIDITY CONTRIBUTES TO RUST AND CORROSION.



TRANSPORT



- IF THE MACHINE IS RUNNING, STOP AND WAIT FOR THE DISC TO COOL;



- MAKE SURE THE MACHINE IS CORRECTLY FIXED;

WARNING

- HOT ENGINE CAN BURN YOU AND IGNITE SOME MATERIALS
- IN CASE OF GASOLINE LEAKAGE, CLEAN IT IMMEDIATELY TO AVOID EXPLOSIONS
- NEVER CARRY THE CHAINSAW WITHOUT CUTTING CHAIN PROTECTION.



WARRANTY

WARRANTY TERM

This product is guaranteed against defects in material and workmanship for a legal period of three (3) months from the date of issue of the respective Sales Invoice. We undertake to repair or replace, within the period mentioned, free of charge, parts that are recognized by the Technical Department as defective, upon approval of the Warranty Request. This warranty is limited and non-transferable, valid only for the first purchaser and covers only the product, all damages and losses resulting from misuse of the equipment are excluded. Any freight/ insurance and other costs will be borne by the buyer.

The following shall be excluded from the guarantee:

- Defects caused by use not in accordance with the instructions contained in the Owner's Manual; accidents (falling, fire, etc.); use of non-original parts and repairs and / or maintenance carried out by unauthorized

workshops and / or technicians.


- Spare parts and natural maintenance such as spark plugs, lubricants, filters, fuel cap, starting cord, handles, seals, gaskets, safety devices and similar items.
- Parts that suffer from natural wear and tear due to friction such as piston, cylinder, piston rings, bearings, pins, rollers, connecting rod, crankshafts, springs, bushings, rotor and mechanical seals.
- Violated products.
- Products whose Certificate of Warranty is incorrectly filled in and / or without the Sales Invoice number.

NOTE: A breakdown during the warranty period does not entitle the buyer to stop payment, or discounts.

IMPORTANT: Keep the Sales Invoice, the Product Warranty Certificate and present them when you need technical assistance.

ATTENTION: Read the owner's instruction manual and all warnings of danger and attention before operating the equipment.

Documents / Resources

	<p>Toyama TBT18TCHS4.1 Cordless Chain Sharpener [pdf] Owner's Manual TBT18TCHS4.1, TBT18TCHS4.1 Cordless Chain Sharpener, TBT18TCHS4.1, Cordless Chain Sharpener, Chain Sharpener, Sharpener</p>
--	--

References

- [S_producto.la - producto Resources and Information.](#)
- [User Manual](#)

[Manuals+](#), [Privacy Policy](#)

This website is an independent publication and is neither affiliated with nor endorsed by any of the trademark owners. The "Bluetooth®" word mark and logos are registered trademarks owned by Bluetooth SIG, Inc. The "Wi-Fi®" word mark and logos are registered trademarks owned by the Wi-Fi Alliance. Any use of these marks on this website does not imply any affiliation with or endorsement.