

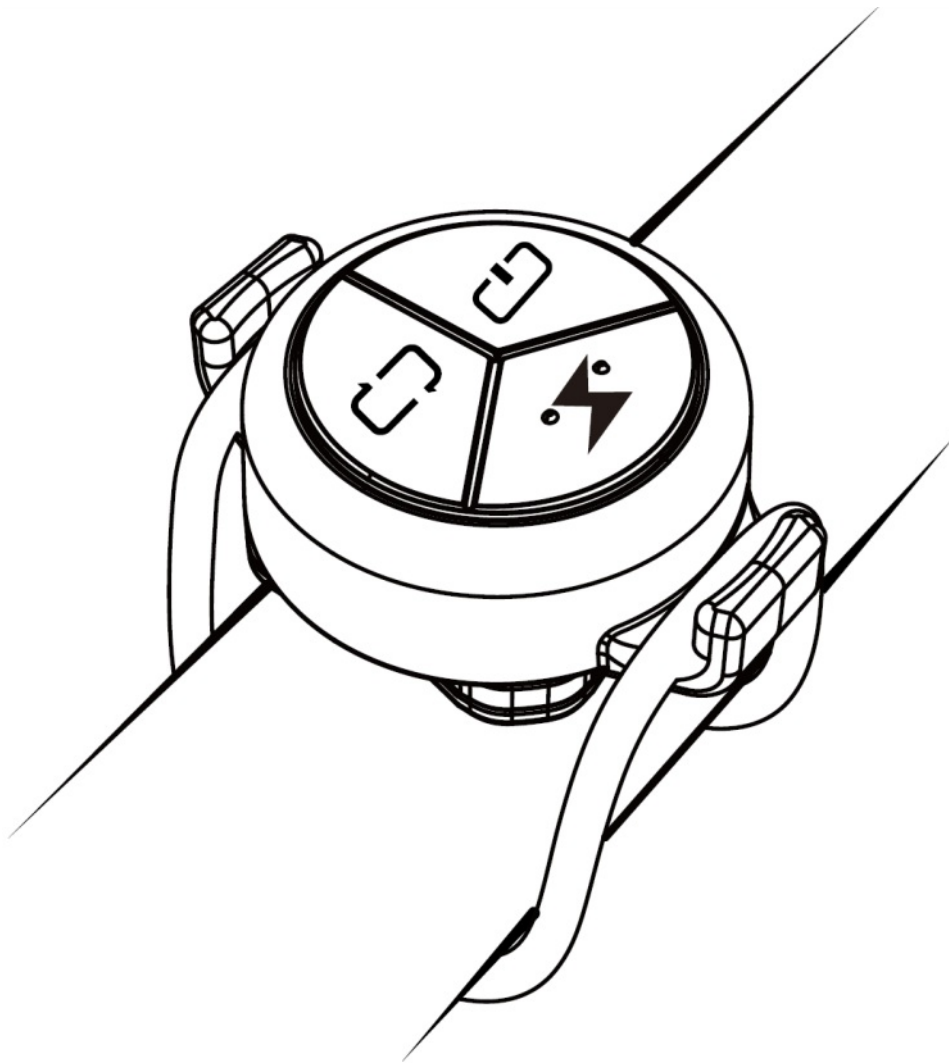


# TOWILD ALC-01 Smart Bike Light Wireless Remote Controller User Manual

[Home](#) » [TOWILD](#) » TOWILD ALC-01 Smart Bike Light Wireless Remote Controller User Manual 



ALC-01  
User Manual



#### Contents

- [1 ALC-01 Smart Bike Light Wireless Remote Controller](#)
- [2 PAIRED WITH THE REMOTE CONTROL:](#)
- [3 Documents / Resources](#)
- [4 Related Posts](#)

### ALC-01 Smart Bike Light Wireless Remote Controller




Fixed to the handlebars by an o-ring strap, contain a replaceable CR1632 button battery.

#### PAIRED WITH THE REMOTE CONTROL:



When the light is turned on, press and hold the light button for 3 seconds to the pairing state, while the bike light flashes once, at this time the indicator light turn red. Then press any key of the remote control to match the light. When the bike light indicator light out, the match was successful.

Note: It usually takes less than 5s to press the button of remote control during the matching process. If the match is not successful, please check whether the remote control is working properly (when clicking the button of the remote control, it will have a blue light display, if not, please replace the battery)

“  ”	<div> <div>Long press for 0.5S → switch intelligent, manual mode</div> <div>Click → switch alert, lighting mode <b>BR&amp;CLseries</b></div> <div>→ switch focus, flood mode <b>DLite series</b></div> </div>
“  ”	
“  ”	

### FCC Statement

This equipment has been tested and found to comply with the limits for a Class B digital device, pursuant to Part 15 of the FCC Rules. These limits are designed to provide reasonable protection against harmful interference in a residential installation. This equipment generates uses and can radiate radio frequency energy and, if not installed and used in accordance with the instructions, may cause harmful interference to radio communications. However, there is no guarantee that interference will not occur in a particular installation. If this equipment does cause harmful interference to radio or television reception, which can be determined by turning the equipment off and on, the user is encouraged to try to correct the interference by one or more of the following measures:

- Reorient or relocate the receiving antenna.
- Increase the separation between the equipment and receiver.
- Connect the equipment into an outlet on a circuit different from that to which the receiver is connected.
- Consult the dealer or an experienced radio/TV technician for help.

This device complies with part 15 of the FCC Rules. Operation is subject to the following two conditions:

1. This device may not cause harmful interference, and
2. this device must accept any interference received, including interference that may cause undesired operation.

Changes or modifications not expressly approved by the party responsible for compliance could void the user's authority to operate the equipment.

The device has been evaluated to meet general RF exposure requirement. The device can be used in portable exposure condition without restriction.





[TOWILD ALC-01 Smart Bike Light Wireless Remote Controller](#) [pdf] User Manual  
2BDB8-ALC-01, 2BDB8ALC01, alc 01, ALC-01 Smart Bike Light Wireless Remote Controller, S  
mart Bike Light Wireless Remote Controller, Bike Light Wireless Remote Controller, Light Wirel  
ess Remote Controller, Wireless Remote Controller, Controller