

Touché
LIGHTING CONTROL
**SS-K Smart
Keyed
Switch**



Touche Controls SS-K Smart Keyed Switch Installation Guide

[Home](#) » [Touche Controls](#) » Touche Controls SS-K Smart Keyed Switch Installation Guide 

Contents

- 1 [Touche Controls SS-K Smart Keyed Switch](#)
- 2 [Specifications](#)
- 3 [Product Usage Instructions](#)
- 4 [Troubleshooting Tips](#)
- 5 [FAQs](#)
- 6 [LED INFORMATION](#)
- 7 [CONNECTIONS](#)
- 8 [CONTACT INFORMATION](#)
- 9 [Documents / Resources](#)
 - 9.1 [References](#)
- 10 [Related Posts](#)

Touché
LIGHTING CONTROL

Touche Controls SS-K Smart Keyed Switch



Specifications

- Product Name: Smart Keyed Switch
- Model: SS-K
- LED Colors: Red, Green, Blue
- Communication: SmartNet
- Cable Type: Minimum CAT 5
- Maximum SmartNet Length: 400'

Product Usage Instructions

Installation

1. Mount the Smart Keyed Switch to a single gang junction box or a 4 square box with a single gang mud ring.
2. Ensure cables are plugged into Smart ports of room managers, SmartPack Plusses, or SmartPacks. Do not connect to branch ports.

LED Indications

- **Red LED:** Indicates Lockout mode.
- **Green LED:** Indicates Lockout Timer mode.
- **Blue LED:** Indicates Manual mode.

Troubleshooting Tips

- If there is a communication error, verify the cabling termination color coding.
- In case of a port error, ensure it is not plugged into a branch port.

- The default mode is Lockout.

FAQs

Q: What should I do if I encounter a communication error?

A: Verify the cabling termination color coding to resolve any communication errors.

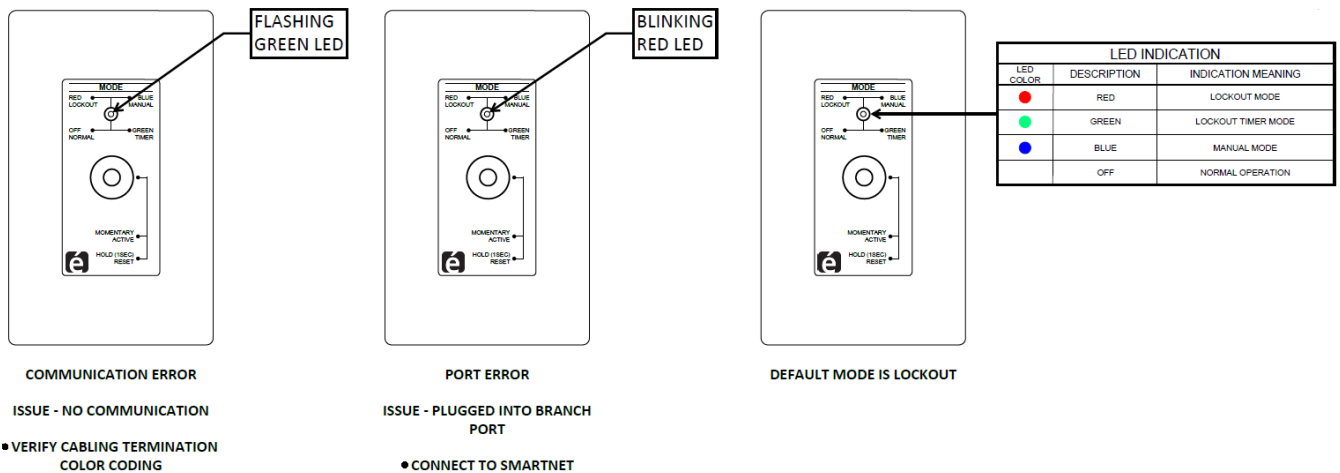
Q: What is the default mode of the Smart Keyed Switch?

A: The default mode is Lockout.

Q: What is the maximum SmartNet length supported by the Smart Keyed Switch?

A: The maximum SmartNet length should not exceed 400 feet.

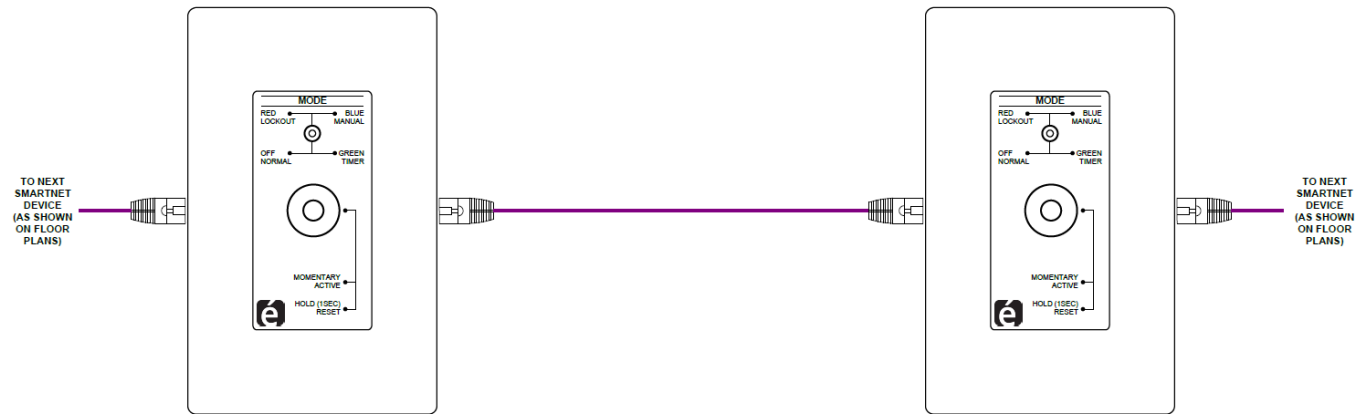
LED INFORMATION




NOTES

- MINIMUM CAT 5 CABLE – ENSURE CABLES ARE PLUGGED INTO SMART PORTS OF ROOM MANAGERS, SMARTPACK PLUSSES, OR SMARTPACKSDO NOT CONNECT TO BRANCH PORTS
- MOUNT TO SINGLE GANG JUNCTION BOX OR 4 SQUARE BOX WITH SINGLE GANG MUD RING

CONNECTIONS




CABLE TYPES			
LINE ID	DESCRIPTION	TYPE	NOTES
	SMART	CAT 5 (MIN)	TOTAL SMARTNET LENGTH NOT TO EXCEED 400'

CONTACT INFORMATION

- 2085 Humphrey Street, Fort Wayne, IN 46803
- T: 888.841.4356
- W: ToucheControls.com

Documents / Resources



[Touche Controls SS-K Smart Keyed Switch](#) [pdf] Installation Guide
SS-K, SS-K Smart Keyed Switch, Smart Keyed Switch, Keyed Switch, Switch

References

- [User Manual](#)

[Manuals+](#), [Privacy Policy](#)

This website is an independent publication and is neither affiliated with nor endorsed by any of the trademark owners. The "Bluetooth®" word mark and logos are registered trademarks owned by Bluetooth SIG, Inc. The "Wi-Fi®" word mark and logos are registered trademarks owned by the Wi-Fi Alliance. Any use of these marks on this website does not imply any affiliation with or endorsement.