

Touch Lighting Control WS-C-MINI Touchscreen Mini Color Wall Station Instruction Manual

Contents

- 1 INSTALLATION INSTRUCTIONS
 - 1.1 TOUCHÉ LIGHTING CONTROLS
 - 1.1.1 PART # WS-C-MINI
 - 1.1.2 COLOR MINI WALL STATION
 - 1.1.2.1 SCREEN INFORMATION
 - 1.1.2.2 TIPS / NOTES
 - 1.1.2.3 CLEANING DOS
 - 1.1.2.4 CLEANING DON'TS
 - 1.1.3 COLOR MINI WALL STATION CONNECTIVITY DIAGRAM
 - 2 Documents / Resources
 - 2.1 References

INSTALLATION INSTRUCTIONS

TOUCHÉ LIGHTING CONTROLS




PART # WS-C-MINI

COLOR MINI WALL STATION

SCREEN INFORMATION

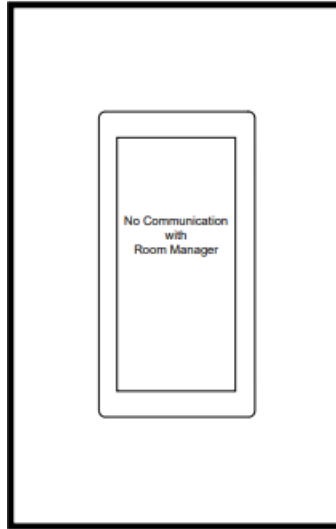
SYMBOLS AS SHOWN ON SUBMITTAL AND CONSTRUCTION DOCUMENTS 



BUS ERROR

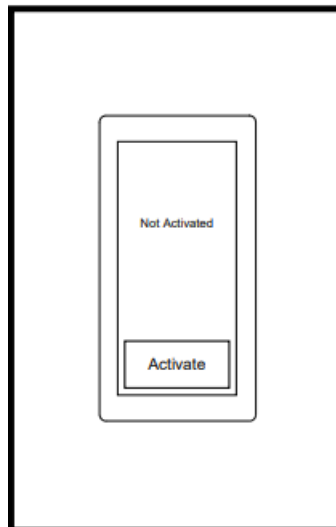
ISSUE – CONNECTED TO ROOM MANAGER SMART PORT

- REMOVE FROM CURRENT PORT AND CONNECT TO ROOM MANAGER BRANCH PORT
- THIS WILL NOT APPEAR WHEN CONNECTED TO THE SMARTPACKPACK PLUS



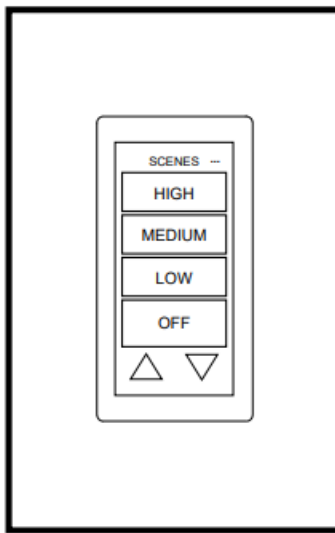
COMMUNICATION ERROR
ISSUE – POWER AND NO COMMUNICATION

- VERIFY SWITCH IS CONNECTED TO BRANCH PORT IF CONNECTED TO ROOM MANAGER
- VERIFY CABLING TERMINATION COLOR CODING



UNACTIVATED

- PRESS AND HOLD ACTIVATE BUTTON



NO ACTION REQUIRED

TIPS / NOTES

- WS-C-MINI IS A BRANCH DEVICE WHEN CONNECTED TO A ROOM MANAGER AND A SMART DEVICE WHEN CONNECTED TO A SMARTPACK PLUS
- WS-C-MINI CANNOT BE USED WITH A SMARTPACK
- MOUNTS TO SINGLE GANG JUNCTION BOX OR 4 SQUARE BOX WITH SINGLE GANG MUD RING

CLEANING DOS

- USE ONLY TOUCHSCREEN SAFE CLEANER AND CLEAN MICROFIBER CLOTH
- DAMPEN THE CLEAN MICROFIBER CLOTH AND WIPE SWITCH
- WIPE THE SWITCH DRY WITH A CLEAN MICROFIBER CLOTH

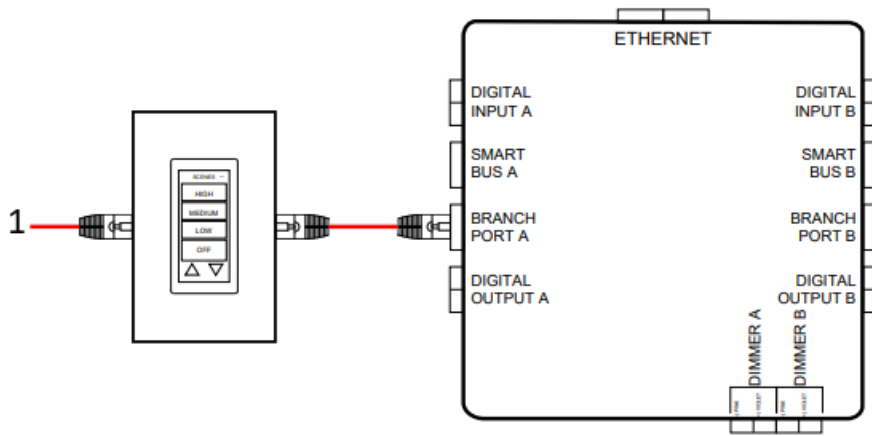
CLEANING DON'TS




- USE GLASS CLEANER
- SPRAY SWITCH DIRECTLY WITH CLEANER
- USE PAPER TOWELS

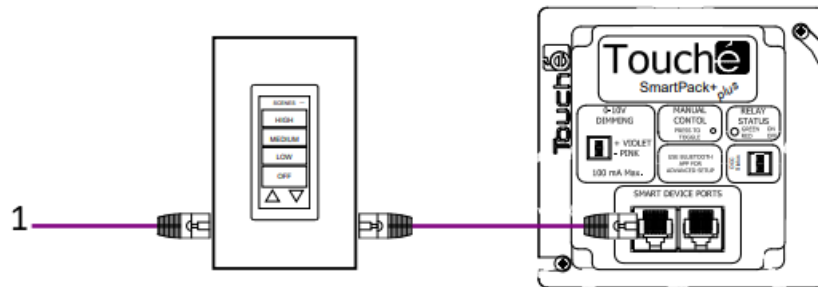
FAILURE TO FOLLOW THESE INSTRUCTIONS WILL DAMAGE THE SWITCH AND VOID THE PRODUCT WARRANTY

COLOR MINI WALL STATION CONNECTIVITY DIAGRAM




1. TO NEXT BRANCH DEVICE (AS SHOWN ON FLOOR PLANS)

CABLE TYPES			
LINE ID	DESCRIPTION	TYPE	NOTES
	BRANCH	CAT 5 (MIN)	TOTAL BRANCH LENGTH NOT TO EXCEED 1000'



1. TO NEXT SMARTNET DEVICE (AS SHOWN ON FLOOR PLANS)


CABLE TYPES			
LINE ID	DESCRIPTION	TYPE	NOTES
	SMART	CAT 5 (MIN)	TOTAL SMARTNET LENGTH NOT TO EXCEED 400'

Touché Lighting Controls (a Product of ESI Ventures)
A: 2085 Humphrey Street, Fort Wayne, IN 46803

T: 888.841.4356

W: ToucheControls.com

Documents / Resources

	<p>Touch Lighting Control WS-C-MINI Touchscreen Mini Color Wall Station [pdf] Instruction Manual</p> <p>WS-C-MINI Touchscreen Mini Color Wall Station, WS-C-MINI, Touchscreen Mini Color Wall Station, Mini Color Wall Station, Color Wall Station, Wall Station, Station</p>
---	---

References

- [User Manual](#)

[Manuals+](#), [Privacy Policy](#)

This website is an independent publication and is neither affiliated with nor endorsed by any of the trademark owners. The "Bluetooth®" word mark and logos are registered trademarks owned by Bluetooth SIG, Inc. The "Wi-Fi®" word mark and logos are registered trademarks owned by the Wi-Fi Alliance. Any use of these marks on this website does not imply any affiliation with or endorsement.