


Touch Controls ER-B-10-100-120 Ethernet Router



# Touch Controls ER-B-10-100-120 Ethernet Router Instruction Manual

[Home](#) » [Touch Controls](#) » Touch Controls ER-B-10-100-120 Ethernet Router Instruction Manual 

## Contents

- [1 Touch Controls ER-B-10-100-120 Ethernet Router](#)
- [2 Product Specifications](#)
- [3 Product Usage Instructions](#)
- [4 INSTALLATION INSTRUCTIONS](#)
- [5 IP CONNECTIVITY DIAGRAM](#)
- [6 FAQ](#)
- [7 Documents / Resources](#)
  - [7.1 References](#)
- [8 Related Posts](#)



**Touch Controls ER-B-10-100-120 Ethernet Router**



## Product Specifications

- **Model:** ER-B-10/100-120
- **Power Supply:** 120VAC
- **Connection Type:** Ethernet
- **Network Compatibility:** BACnet/IP
- **Cable Types:** CAT 5 (Minimum)
- **Maximum Segment Length:** 100 meters (300')
- **Total Branch Length :** Not to exceed 1000'

## Product Usage Instructions

### Installation Instructions

1. Ensure the power supply is connected to the designated 120VAC connection.
2. Connect the Ethernet cable to the LAN port on the router.
3. Refer to the construction documents for the correct placement and requirements.

### Connection Diagram

Follow the provided connectivity diagram to ensure proper connection of digital inputs, smart buses, branch ports, and digital outputs.

Use CAT 5 cables for all connections with a maximum segment length of 100 meters and a total branch length not exceeding 1000'.

Configure the network presets according to your specific network setup. Refer to the user manual for detailed instructions on network preset configurations.

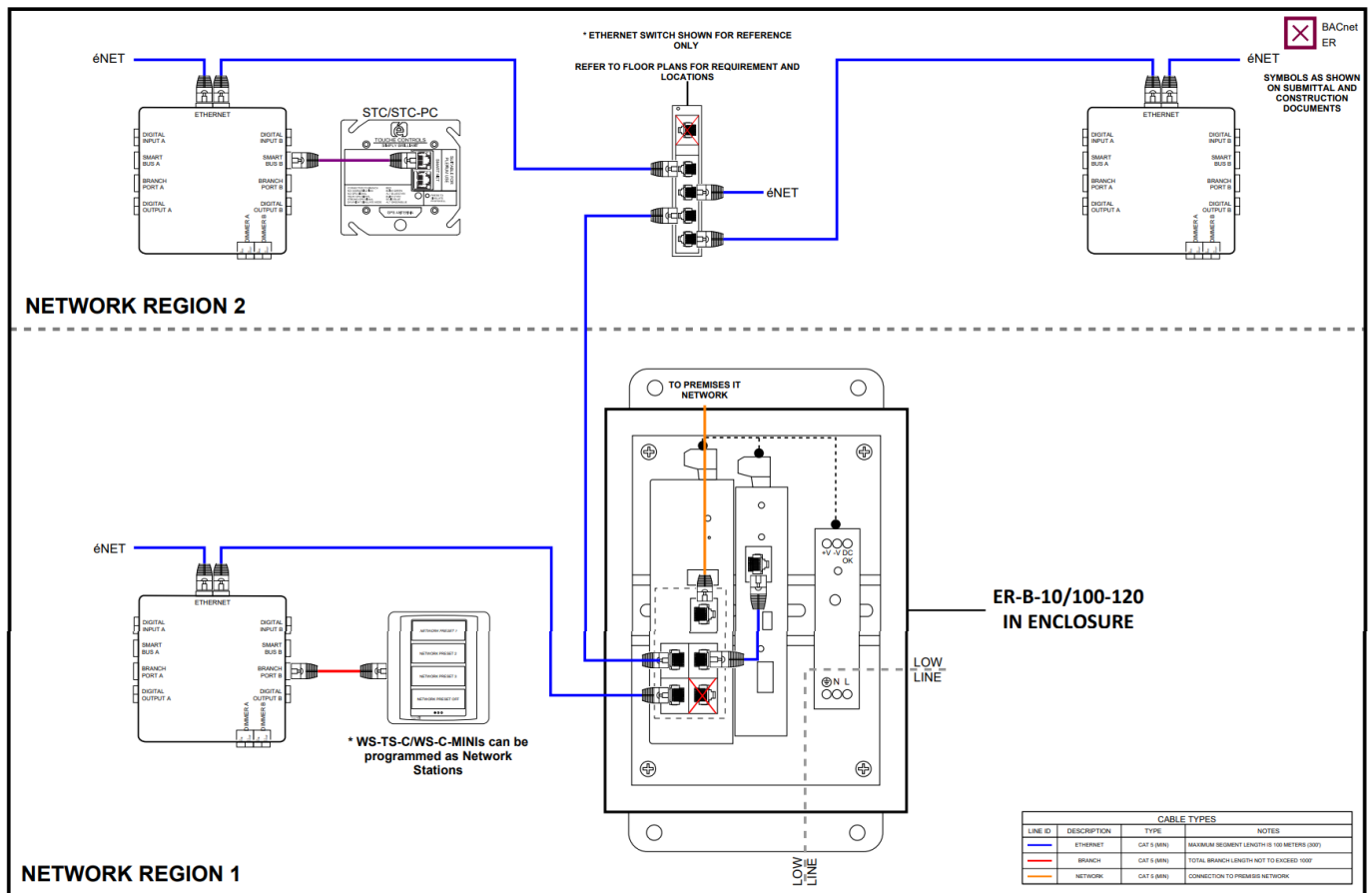
The diagram consists of two parts: a front view and an inside view.

**VIEW OF IP ROUTER CONNECTIONS:** This view shows the front panel of the router. It features a power jack (1) at the top, two RJ45 ports (2) in the middle, and two RJ45 ports (3) at the bottom labeled "LAN". A red 'X' is placed over the right LAN port (4). A dashed line indicates the connection point for the "LOW LINE" (5).

**INSIDE VIEW (COVER REMOVED):** This view shows the internal components of the router. It includes a power jack (6) at the top, two RJ45 ports (7) in the middle, and two RJ45 ports (8) at the bottom labeled "LAN". A red 'X' is placed over the right LAN port (9). A dashed line indicates the connection point for the "LOW LINE" (10). The text "LINE VOLTAGE THIS CORNER ONLY" is written near the bottom right.

1. DO NOT CONNECT TO BRANCH WIRING
2. FACTORY INSTALLED CAT5 PATCH CABLE
3. LEAVE OPEN
4. TO PREMISE IT NETWORK
5. P ROUTER
6. BACNET ROUTER
7. POWER SUPPLY
8. FACTORY INSTALLED CAT5 PATCH CABLE
9. FACTORY-INSTALLED LOW-VOLTAGE WIRING
10. CONNECTION FOR 120VAC ONLY

## IP CONNECTIVITY DIAGRAM



## FAQ

### Frequently Asked Questions


- 1. What is the maximum segment length supported by the Ethernet router?**
  - The Ethernet router supports a maximum segment length of 100 meters (300').
- 2. Can I use cables other than CAT 5 for connections?**
  - It is recommended to use CAT 5 cables for all connections to ensure proper functionality and performance.
- 3. How do I configure the network presets?**
  - Refer to the user manual for detailed instructions on configuring the network presets based on your network requirements.

## CONTACT

Touché Lighting Controls (a Product of ESI Ventures)

- A:** 2085 Humphrey Street, Fort Wayne, IN 46803
- T:** 888.841.4356
- W:** [ToucheControls.com](http://ToucheControls.com)

## Documents / Resources



[Touch Controls ER-B-10-100-120 Ethernet Router](#) [pdf] Instruction Manual  
ER-B-10-100-120 Ethernet Router, ER-B-10-100-120, Ethernet Router, Router

## References

- [User Manual](#)

[Manuals+](#), [Privacy Policy](#)

This website is an independent publication and is neither affiliated with nor endorsed by any of the trademark owners. The "Bluetooth®" word mark and logos are registered trademarks owned by Bluetooth SIG, Inc. The "Wi-Fi®" word mark and logos are registered trademarks owned by the Wi-Fi Alliance. Any use of these marks on this website does not imply any affiliation with or endorsement.