

Touch Controls CI-RS232 Serial Interface Installation Guide

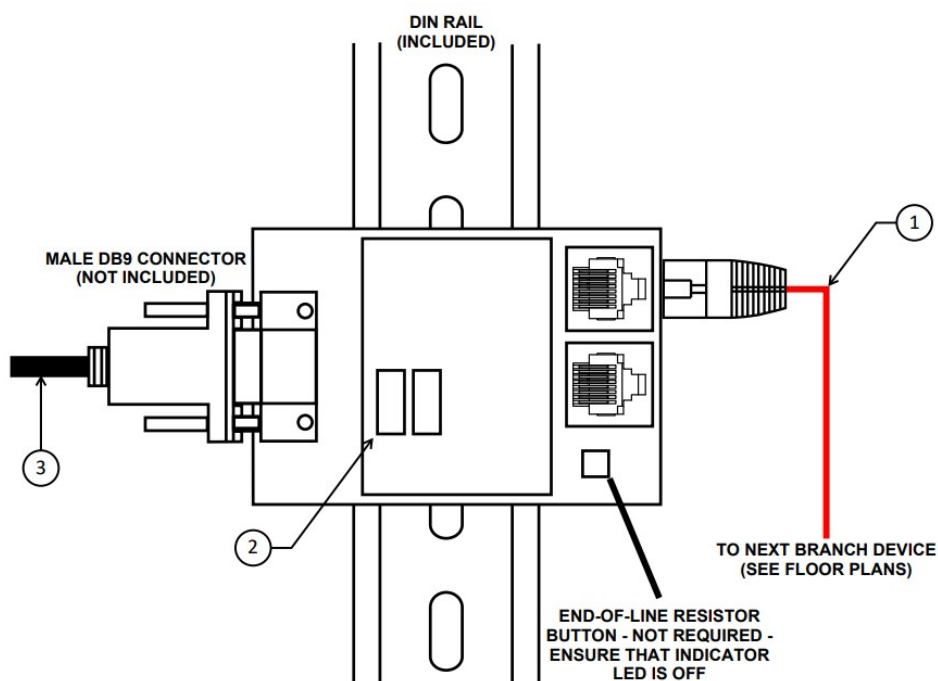
[Home](#) » [Touch Controls](#) » Touch Controls CI-RS232 Serial Interface Installation Guide 


Touch Controls RS-232 INTERFACE PART # CI-RS232

Contents

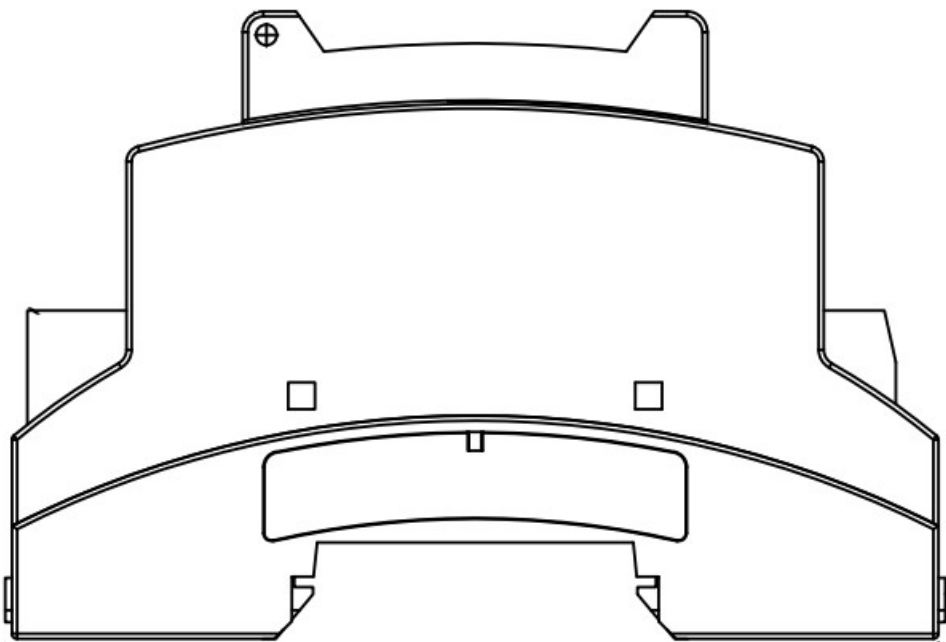
- [1 INSTALLATION INSTRUCTIONS](#)
- [2 TIPS / NOTES](#)
- [3 Documents / Resources](#)
 - [3.1 References](#)
- [4 Related Posts](#)

INSTALLATION INSTRUCTIONS



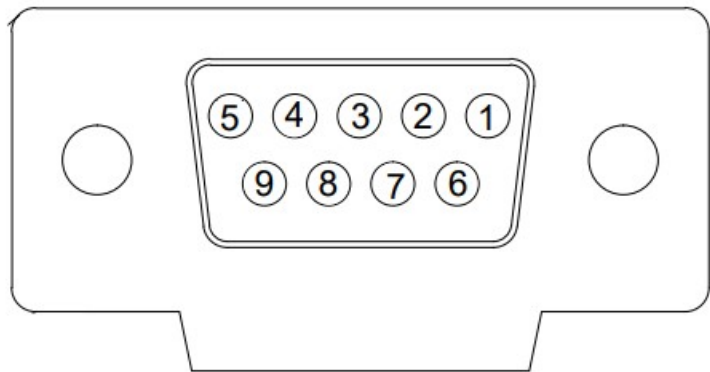
CABLE TYPES			
LINE ID	DESCRIPTION	TYPE	NOTES
	BRANCH	CAT 5 (MIN)	TOTAL BRANCH LENGTH NOT TO EXCEED 1000'

SIDE VIEW



RS232
SYMBOLS AS SHOWN
ON SUBMITTAL AND
CONSTRUCTION
DOCUMENTS

DEVICE PINOUT (FEMALE PORT)



PIN	WIRE
1	NC
2	RxD
3	TxD
4	NC
5	GND
6	NC
7	RTS
8	CTS
9	NC

TIPS / NOTES

1. ENSURE CABLES ARE PLUGGED INTO BRANCH PORTS OF ROOM MANAGERS – DO NOT CONNECT TO SMARTNET OR SMARTPACKS
2. ADDRESS DISPLAY – IF DEVICE HAS COMMUNICATION “AC” WILL BE SHOWN
3. SERIAL CABLE TO 3RD PARTY DEVICE – MAX 30'

Touch Controls

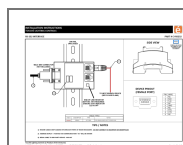
Touché Lighting Controls (a Product of ESI Ventures)

A: 2085 Humphrey Street, Fort Wayne, IN 46803

T: 888.841.4356

W: ToucheControls.com

Documents / Resources



[Touch Controls CI-RS232 Serial Interface](#) [pdf] Installation Guide
CI-RS232, CI-RS232 Serial Interface, Serial Interface, Interface

References

- [User Manual](#)

[Manuals+](#), [Privacy Policy](#)

This website is an independent publication and is neither affiliated with nor endorsed by any of the trademark owners. The "Bluetooth®" word mark and logos are registered trademarks owned by Bluetooth SIG, Inc. The "Wi-Fi®" word mark and logos are registered trademarks owned by the Wi-Fi Alliance. Any use of these marks on this website does not imply any affiliation with or endorsement.