

How to view System Log of TOTOLINK Router

Contents

- [1 How to view System Log of TOTOLINK Router?](#)
- [2 Application introduction:](#)
- [3 DOWNLOAD](#)
- [4 Related Posts](#)

How to view System Log of TOTOLINK Router?

It is suitable for: **N300RH_V4, N600R, A800R, A810R, A3100R, T10, A950RG, A3000RU**

Application introduction:

The system log of the router can be used to find out why the network connection fails.

STEP-1:

Connect your computer to the router by cable or wireless, then login the router by entering `http://192.168.0.1` into the address bar of your browser.



Note:


The default access address varies depending on the actual situation. Please find it on the bottom label of the product.


STEP-2:

User Name and Password are required, by default both are **admin** in lowercase letter. Click **LOGIN**.

USER LOGIN

[Forget Password?](#)

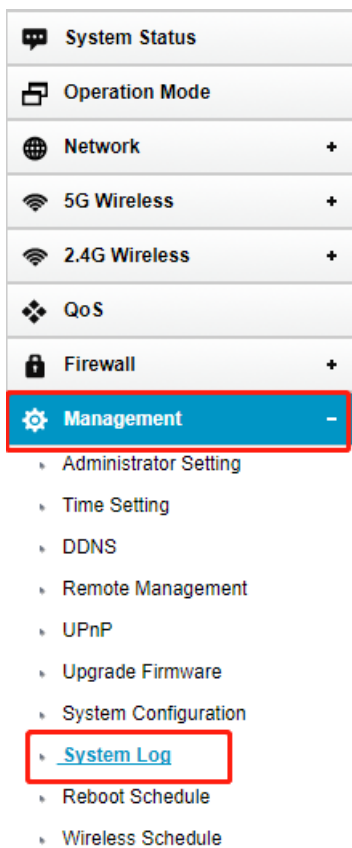
 User Name

 Password

LOGIN

STEP-3:

Enter the **Advanced Setup** page of the router, Click **Management->System Log** on the navigation bar on the left.



STEP-4:

Before view System Log of Router, you confirm that the system log is turned on. Click **Refresh** button to view system log.

System Log

This page can be used to show the system log.

On/Off

Enable

Apply

Apr 13 11:04:42 rlx-linux daemon.info pppd[15809]: RP-PPPoE plugin version 3.3 compiled against pppd 2.4.4 started by root, uid 0

Apr 13 11:04:42 rlx-linux user.notice pppoe: Interface eth1 has MTU of 1492 -- should be 1500. You may have some problems

Apr 13 11:04:42 rlx-linux daemon.err pppd[15809]: Interface eth1 has MTU of 1492 -- should be 1500. You may have some problems

Apr 13 11:05:17 rlx-linux user.notice pppoe: Timeout waiting for PADO packets

Apr 13 11:05:17 rlx-linux daemon.err pppd[15809]: Timeout waiting for PADO packets

Apr 13 11:05:19 rlx-linux daemon.notice pppd[15809]: Connection terminated.

Apr 13 11:05:19 rlx-linux daemon.err pppd[15809]: Unable to complete PPPoE Discovery

Apr 13 11:05:19 rlx-linux daemon.info pppd[15809]: Terminating on signal 15

Apr 13 11:05:19 rlx-linux daemon.info pppd[15809]: Exit.

Apr 13 11:05:25 rlx-linux daemon.info pppd[16650]: RP-PPPoE plugin version 3.3 compiled against pppd 2.4.4 started by root, uid 0

Apr 13 11:05:25 rlx-linux user.notice pppoe: Interface eth1 has MTU of 1492 -- should be 1500. You may have some problems

Apr 13 11:05:25 rlx-linux daemon.err pppd[16650]: Interface eth1 has MTU of 1492 -- should be 1500. You may have some problems

Apr 13 11:06:00 rlx-linux user.notice pppoe: Timeout waiting for PADO packets

Apr 13 11:06:00 rlx-linux daemon.err pppd[16650]: Timeout waiting for PADO packets

Clear

Refresh

STEP-5:

If you have not turned on System Log. Select **Enable** On/Off bar, then click **Apply** button. Finally Click **Refresh** button to view system log.

System Log

This page can be used to show the system log.

On/Off

Enable

1

2

Apply

Apr 13 10:22:41 rlx-linux kern.notice kernel: klogd started: BusyBox v1.13.4 (2018-04-13 10:12:15 CST)

Apr 13 10:22:41 rlx-linux kern.warn kernel: #####

Apr 13 10:22:41 rlx-linux kern.warn kernel: MACHAL_version_init

Apr 13 10:22:41 rlx-linux kern.warn kernel: RFE TYPE =2

Apr 13 10:22:41 rlx-linux kern.warn kernel: #####

Apr 13 10:22:41 rlx-linux kern.warn kernel: SKB_BUF_SIZE=3032 MAX_SKB_NUM=400

Apr 13 10:22:41 rlx-linux kern.warn kernel: #####

Apr 13 10:22:41 rlx-linux kern.warn kernel: RFE TYPE =2

Apr 13 10:22:41 rlx-linux kern.warn kernel: RFE TYPE =2

Apr 13 10:22:41 rlx-linux kern.warn kernel: RFE TYPE =2

Apr 13 10:22:41 rlx-linux kern.warn kernel: RFE TYPE =2

Apr 13 10:22:41 rlx-linux kern.info kernel: u32 classifier

3

Clear

Refresh

Note: Please click Refresh button to view the current log information.

DOWNLOAD

How to view System Log of TOTOLINK Router – [[Download PDF](#)]

