

# How to set up the router to work as a AP mode?

## Contents

- [1 How to set up the router to work as a AP mode?](#)
- [2 Application introduction](#)
- [3 Diagram](#)
- [4 Set up steps](#)
- [5 DOWNLOAD](#)
- [6 Related Posts](#)

## How to set up the router to work as a AP mode?

It is suitable for: **N100RE, N150RT , N200RE, N210RE, N300RT, N302R Plus, A3002RU**

## Application introduction

AP mode,connect the superior AP/Router by wire, you can bridge the superior's AP/Router wired signal into wireless Wi-Fi signals for Wi-Fi devices. Here we take A3002RU for demonstration.

**Note:** Confirm that your wired network can share the Internet.


## Diagram



## Set up steps

### STEP-1:

Connect your computer to the router by cable or wireless, then login the router by entering http://192.168.0.1 into the address bar of your browser.




Note: The default access address varies depending on the actual situation. Please find it on the bottom label of the product.


## STEP-2:

User Name and Password are required, by default both are **admin** in lowercase letter. Click **LOGIN**.

## USER LOGIN

[Forget Password?](#)

 User Name

 Password

**LOGIN**

## STEP-3:

Enter the **Advanced Setup** page of the router, then follow the steps illustrated.

① Click **Operation Mode**> ② Select **AP Mode**-> ③ Click **Apply** button

Status

Operation Mode

Network

IPv6 Network

Wireless 5GHz

Wireless 2.4GHz

QoS

Firewall

USB Share

System

Operation Mode

Router Mode

Repeater(Extender)

AP Mode

WISP Mode

In this mode, the device is supposed to connect to the internet via ADSL/Cable modem. The WAN type can be setup on WAN page, including PPPOE, DHCP Client, PPTP Client, L2TP Client and Static IP.

This mode extends your existing wireless network to wider coverage. You can access the the Internet by wireless or wired connection to the device

Combine two local networks via wireless connection. You can only connect to the device by cable.

In this mode, the device connect to WISP Station wirelessly through PPPOE/DHCP Clien/PPTP Client/L2TP Client/Static IP WAN types. You are able to share Internet via local wireless and wired network

WAN Interface

wlan 5GHz

Apply/Next>>

### STEP-4:

Next set the wireless SSID and password. Finally click **Connect**.

TOTO LINK

The Smartest Network Device

The Smartest Network Device

Model No. A3002RU (Firmware V1.0.4)

Easy SetupRebootHelp

Status

Operation Mode

Network

IPv6 Network

Wireless 5GHz

Wireless 2.4GHz

QoS

Firewall

USB Share

System

Basic Settings

Basic Settings

Enabled

SSID

TOTOLINK\_A3002RU\_5G

Broadcast SSID

Enabled

Encryption

WPA2

Limit Client AP(3-64)

64

Download:

0

Mbps (0:Unlimit)

Upload:

0

Mbps (0:Unlimit)

Authentication Mode

☐ Enterprise (RADIUS)

☒ Personal (Pre-Shared Key)

WPA2 Cipher Suite

☐ TKIP

☒ AES

Pre-Shared Key Format

Passphrase

Pre-Shared Key

88888888

<<Back

Next>>

1

2

3

Set 5G wireless SSID and password

Copyright(C)2017 TOTOLINK Ltd. All Rights Reserved

The Smartest Network Device

The Smartest Network Device

Model No. A3002RU (Firmware V1.0.4)

[Easy Setup](#)
[Reboot](#)
[Help](#)

- Status
- Operation Mode
- Network
- IPv6 Network
- Wireless 5GHz
- Wireless 2.4GHz
- QoS
- Firewall
- USB Share
- System

### Basic Settings

Basic Settings

Enabled

SSID

TOTOLINK\_A3002RU

4

Broadcast SSID

Enabled

Encryption

WPA2

5

Limit Client AP(3-64)

64

Download:

0

Mbps (0-Unlimit)

Upload:

0

Mbps (0-Unlimit)

Authentication Mode

☐ Enterprise (RADIUS)
☒ Personal (Pre-Shared Key)

WPA2 Cipher Suite

☐ TKIP
☒ AES

Pre-Shared Key Format

Passphrase

Pre-Shared Key

88888888

<<Back

Connect

6

Set 2.4G wireless SSID and password

Copyright(C)2017 TOTOLINK Ltd. All Rights Reserved

## STEP-5:

Congratulations! Now all your Wi-Fi enabled devices can connect to the customized wireless network.

### Note:

After the AP mode is set successfully, you cannot log in to the management page. If you need to make changes, please Reset the router.

## DOWNLOAD

How to set up the router to work as a AP mode – [[Download PDF](#)]