

How to reset the router to factory defaults

Contents

- [1 How to reset the router to factory defaults?](#)
- [2 Application introduction:](#)
- [3 Method 1:](#)
- [4 Method 2](#)
- [5 DOWNLOAD](#)
- [6 Related Posts](#)

How to reset the router to factory defaults?

It is suitable for: **N600R, A800R, A810R, A3100R, T10, A950RG, A3000RU**

Application introduction:

If you can't access the router's setup interface or simply forgot the router's password, you may reset the current configuration to factory default. There are two ways to.

Method 1:

STEP-1:

Connect your computer to the router by cable or wireless, then login the router by entering http://192.168.0.1 into the address bar of your browser.




Note: The default access address varies depending on the actual situation. Please find it on the bottom label of the product.


STEP-2:

User Name and Password are required, by default both are **admin** in lowercase letter. Click **LOGIN**.

USER LOGIN

[Forget Password?](#)

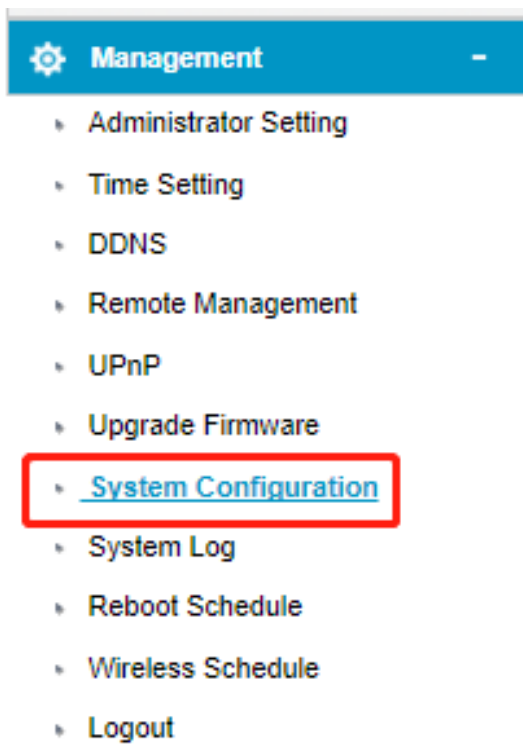
 User Name

 Password

LOGIN

STEP-3:

Click **Management->System Configuration** on the navigation bar on the left.



STEP-4:

Click **Restore Factory Default** to reset the router's configuration.

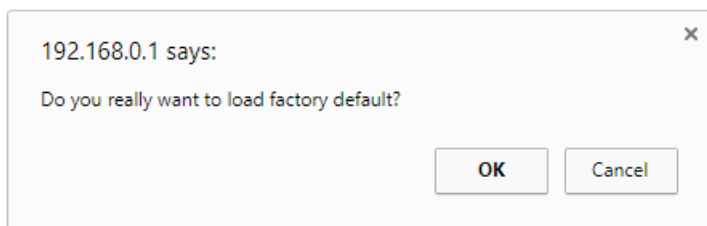
System Configuration

This page allows you save current settings to a file or reload the settings from the file which was saved previously. Besides, you could reset the current configuration to factory default or reboot the device.

Save Configuration File	<input type="button" value="Save"/>	
Update Configuration File	<input type="text" value="No file selected..."/> <input type="button" value="Select File"/>	<input type="button" value="Update"/>
Restore Factory Default	<input type="button" value="Restore"/>	
Reboot System	<input type="button" value="Reboot"/>	

STEP-5:

Click OK and wait for few seconds to finish resetting.



Method 2

Only by one click on the RST/WPS button

STEP-1:

Press and hold the RST/WPS button for about 10 seconds, until the CPU led blink quickly.

STEP-2:

After nearly 30 seconds, resetting is finished.

DOWNLOAD

How to reset the router to factory defaults – [[Download PDF](#)]
