

How to get back the WiFi password

Contents

- [1 How to get back the WiFi password?](#)
- [2 DOWNLOAD](#)
- [3 Related Posts](#)

How to get back the WiFi password?

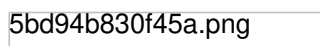
It is suitable for: **N100RE, N150RH, N150RT, N151RT, N200RE, N210RE, N300RT, N300RH, N300RU, N301RT, N302R Plus, N600R, A702R, A850R, A800R, A810R, A3002RU, A3100R, T10, A950RG, A3000RU**

Application introduction: Password can ensure the security of your wireless network. In case you forget the Password, follow steps below to restore it.

Take N200RE-V3 as an example.

STEP-1:

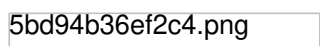
Connect your computer to the router by cable or wireless, then login the router by entering `http://192.168.0.1` into the address bar of your browser.



Note:The default access address varies depending on the actual situation. Please find it on the bottom label of the product.

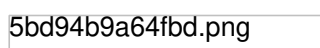
STEP-2:

User Name and Password are required, by default both are **admin** in lowercase letter. Click **LOGIN**.



STEP-3:

First, the **Easy Setup** page will turn up for basic and quick settings, click Advanced **Setup**.



STEP-4:

Click **Wireless Setting->Basic Settings** on the left navigation bar.

5bd94d6bc80fe.png

STEP-5:

You can check the password on this page directly.

5bd94c97ba649.png

DOWNLOAD

How to get back the WiFi password – [[Download PDF](#)]
