

How to Find Router's Firmware Version

Contents

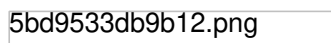
- [1 How to Find Router's Firmware Version?](#)
- [2 DOWNLOAD](#)
- [3 Related Posts](#)

How to Find Router's Firmware Version?

It is suitable for: **N100RE, N150RH, N150RT, N151RT, N200RE, N210RE, N300RT, N300RH, N300RU, N301RT, N302R Plus, N600R, A702R, A850R, A800R, A810R, A3002RU, A3100R, T10, A950RG, A3000RU**

STEP-1:

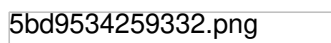
Connect your computer to the router by cable or wireless, then login the router by entering `http://192.168.0.1` into the address bar of your browser.



Note: The default access address varies depending on the actual situation. Please find it on the bottom label of the product.

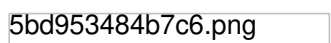
STEP-2:

User Name and Password are required, by default both are **admin** in lowercase letter. Click **LOGIN**.



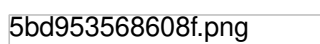
STEP-3:

First, the **Easy Setup** page will turn up for basic and quick settings, you can find the short firmware version on the top left corner. See below picture:



STEP-4:

For full firmware version, please click **Advanced Setup** on top right corner. The **System Status** will show you full firmware version. See below red marked area:



DOWNLOAD

How to Find Router's Firmware Version – [[Download PDF](#)]
