

How to encrypt my wireless network

Contents

- [1 How to encrypt my wireless network?](#)
- [2 DOWNLOAD](#)
- [3 Related Posts](#)

How to encrypt my wireless network?

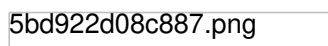
It is suitable for: **N100RE, N150RH, N150RT, N151RT, N200RE, N210RE, N300RT, N300RH, N300RH, N300RU, N301RT, N302R Plus, N600R, A702R, A850R, A800R, A810R, A3002RU, A3100R, T10, A950RG, A3000RU**

Application introduction: TOTOLINK router provided repeater function, with this function users can expand the wireless coverage and allow more terminals to access Internet.

Set a encrypted wireless network, please following these steps.

STEP-1:

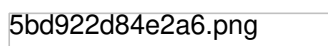
Connect your computer to the router by cable or wireless, then login the router by entering http://192.168.0.1 into the address bar of your browser.



Note: The default access address varies depending on the actual situation. Please find it on the bottom label of the product.

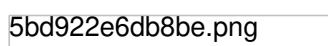
STEP-2:

User Name and Password are required, by default both are **admin** in lowercase letter. Click **LOGIN**.



STEP-3:

Click Wireless Settings->Wireless Setup on the left menu.



STEP-4:

In this interface, you can encrypt your network now.

5bd922ef172e8.png

WEP-Open System, WEP-Shared Key, WPA-PSK, WPA2-PSK and WPA/WPA2-PSK are provided for your, for better security, WPA/WPA2-PSK is recommended.

5bd922fae283b.png

DOWNLOAD

How to encrypt my wireless network – [[Download PDF](#)]
