

How to change the login password

Contents

- [1 How to change the login password?](#)
- [2 DOWNLOAD](#)
- [3 Related Posts](#)

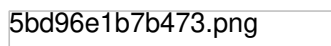
How to change the login password?

It is suitable for: **N100RE, N150RH, N150RT, N151RT, N200RE, N210RE, N300RT, N301RT , N300RH, N302R Plus, A702R, A850R, A3002RU**

Application introduction: If you want to reset the router's User Name and Password, please follow the steps below.

STEP-1:

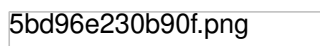
Connect your computer to the router by cable or wireless, then login the router by entering http://192.168.0.1 into the address bar of your browser.



Note:The default access address varies depending on the actual situation. Please find it on the bottom label of the product.

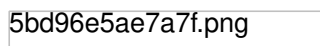
STEP-2:

User Name and Password are required, by default both are **admin** in lowercase letter. Click **LOGIN**.



STEP-3:

Click **System->Password Settings** on the navigation bar on the left. In this interface, you can change the password after entering the old password.The default user name and password is **admin**.



DOWNLOAD

How to change the login password – [[Download PDF](#)]

