



TOTALCOOL SOFTCOOL 25 Portable Soft Cool Box User Guide

[Home](#) » [TOTALCOOL](#) » TOTALCOOL SOFTCOOL 25 Portable Soft Cool Box User Guide 

Contents

- [1 TOTALCOOL SOFTCOOL 25 Portable Soft Cool Box](#)
- [2 Product Features](#)
- [3 User Guidance](#)
- [4 Care & Maintenance](#)
- [5 Warranty](#)
- [6 Technical Information](#)
- [7 Documents / Resources](#)
 - [7.1 References](#)
- [8 Related Posts](#)

TOTALCOOL

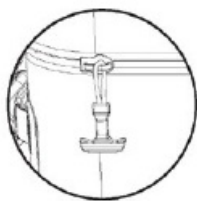
TOTALCOOL SOFTCOOL 25 Portable Soft Cool Box



Product Features

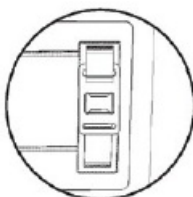
The SC series adopts a three-layer structure of high frequency welding (TPU polyester shell + NBR foam insulation + TPU polyether inner liner), providing excellent thermal insulation performance and ice retention ability. The features below are for reference only:

Waterproof / Airtight Zipper



- Inspired by survival suits and high-performance fishing waders, the SOFTCOOL possesses the ultimate waterproof and airtight seal. Turn upside-down without the spillage!

Detachable Bottle Opener



- Pop some tops on the fly. This bottle opener fits snug on to your cooler and is made with corrosion-resistant

stainless steel so it won't rust or bust.

Detachable Shoulder Strap Buckle



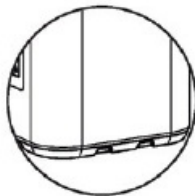
- This handy, detachable shoulder strap buckle allows you to easily remove the shoulder strap, should you wish to carry with both hands instead.

Moulded Cup Holders



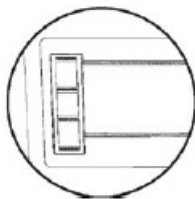
- Moulded cup holders are in the lid, providing a handy place to park your beverages once you remove from your SOFTCOOL.

Wear-resistant Thickened Base



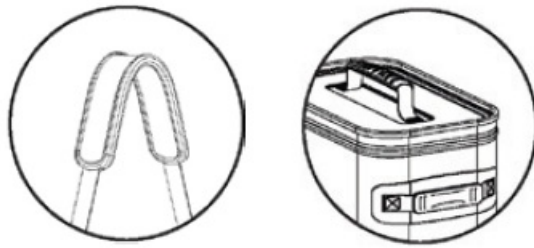
- Compression-moulded bottom, offering heavy-duty durability and a more stylish look.

MOLLE System Mesh Pocket



- Handy front compartment for additional storage when on the move.

Multiple Carry Options



- Detachable shoulder strap which is comfortable and wear-resistant, with loadbearing capacity of 50 kg (sand).
- Top & side handle, different from the traditional webbing, they are plastic reinforced handles, which is stronger and more comfortable. It is suggested to use the top handle on the SC12 only when the cooler is empty.
- Bike bag design with removable heavy duty hook /dual strips which are mountable to any type of bike rack.

User Guidance

Cooling Performance Guidelines

Note: Avoid dry ice! Dry ice is the solid form of Carbon Dioxide and its -109° F temperature makes it an attractive cooling alternative. We still suggest against it as when dry ice warms up, it becomes CO₂ gas and doesn't melt. The SOFTCOOL is so airtight that it will inflate with this CO₂ gas and expand, which threatens the integrity of your unit.

- To achieve maximum performance, use plenty of ice and pre-chill the cooler and its contents before placing them in the cooler.
- Put the ice in the cooler. Remember, cold air travels down, so if you want your beverages well chilled, load cans and bottles first, then cover with ice.
- Choose cube or block ice. Use cube ice to quickly cool food and drinks and block ice to keep it cold longer.
- The more ice the better. We recommend filling your cooler with as much ice as possible. We suggest an ice-to-contents ratio of 2:1. Fill void space.
- Keep your SOFTCOOL out of the sun. Ice lasts up to twice as long when the cooler is in the shade.
- Close lid quickly after opening. Do not leave the lid open longer than necessary.
- To keep food chilled rather than frozen, freezer blocks can be used.
- Don't drain the cold water produced. Recently melted ice keeps food and drinks cold. Melted ice water preserves ice better than empty air space.
- Fully filled with ice cubes, the ice retention time can reach more than 5 days (based on 20°C room temperature). This is a reference only and actual ice retention time depends on your specific environment.

Pro Tip: use rock salt

If you are looking to super-chill your beverages, here is a pro tip that can make the difference: Rock Salt. This will produce some of the coldest drinks you have ever had in a relatively short period of time. Here is how to do it:

1. Fill your cooler with drinks and plenty of ice;
2. Generously sprinkle rock salt on top of ice and close the lid;
3. Wait 30 minutes, then enjoy SUPER COLD beverages.

Heat Retention Guidelines

- The SOFTCOOL preserves heat as well as keeping items cool. You can use it whether you're sweating a brisket or keeping the breakfast tacos warm.

Note: do not place high-temperature objects in your SOFTCOOL.

Additional Tips

- Keep your cooler away from open fires.
- Do not keep your cooler in water for a long time.
- The cooler may fade over time as its exposed to the UV rays of the sun. This is a normal part of the wearing process and will not affect performance.
- Keep your cooler away from chemicals, acids and strong alkali.
- Do not microwave.
- Do not wash in dish washer.
- Do not use boiling water to clean.
- The sheer durability of the SOFTCOOL may cause some rigidity when first put into action. Your zip will loosen over time but you can apply the lubricant (silicone grease) to the zipper to facilitate pulling.

Care & Maintenance

Cleaning

- Ensure to clean both the inside and outside. Clean the inside with a solution of mild soap and warm water, especially before first use.
- Always clean after use, especially if used in salt water environment.
- To remove tough stains, use baking soda and water to clean the inside. Hand wash only.
- Always air dry the cooler with the lid open before storing. This reduces the risk of mold and mildew growth.

Storage

- Remove odours with a tea bag or activated carbon bag in the cooler.
- Apply the lubricant (silicone grease) to the inside and outside of the zipper regularly, which will serve to extend the life of the zipper.
- It is recommended that you leave the zipper in the closed position with the slider closed fully, to help protect the waterproof seal zipper closure.

Note: if the cooler will not be in use for a long time, leave the zipper slightly open to avoid thermal expansion in hot weather.

Disposal: If you wish to dispose of your SOFTCOOL, ask your local recycle centre or specialist dealer for details of how to go about this, in accordance with the applicable local disposal regulations.

Warranty

The warranty covers any defect that is attributable to a manufacturing or assembly fault from the first day of the purchase. The warranty covers all parts and labour for two years. Activate your warranty at:

<https://totalcool.co.uk/warranty> Please keep your original packaging & accessories. Products must be returned

in their original condition and packaging with all included accessories for the warranty to be valid. If you bought your product outside of the UK please contact your retailer.



Technical Information

- **MODEL:** SC SERIES
- **SHELL:** TPU
- **INNER LINER:** TPU
- **INSULATION MATERIAL:** NBR FOAM
- **SEALING:** TPU Nylon Waterproof Zipper
- **INSULATION TIME:** 72h
- **PULLING FORCE (zipper):** 40N(open the zipper) /41N(close the zipper)

Documents / Resources

	<p>TOTALCOOL SOFTCOOL 25 Portable Soft Cool Box [pdf] User Guide</p> <p>SOFTCOOL 25, Portable Soft Cool Box, SOFTCOOL 25 Portable Soft Cool Box, Soft Cool Box, Box</p>
---	---

References

- [Warranty - Totalcool](#)