



# TOTAL CONTROLS Version 2.0 Multi Function Button Box User Guide

[Home](#) » [TOTAL CONTROLS](#) » **TOTAL CONTROLS Version 2.0 Multi Function Button Box User Guide** 

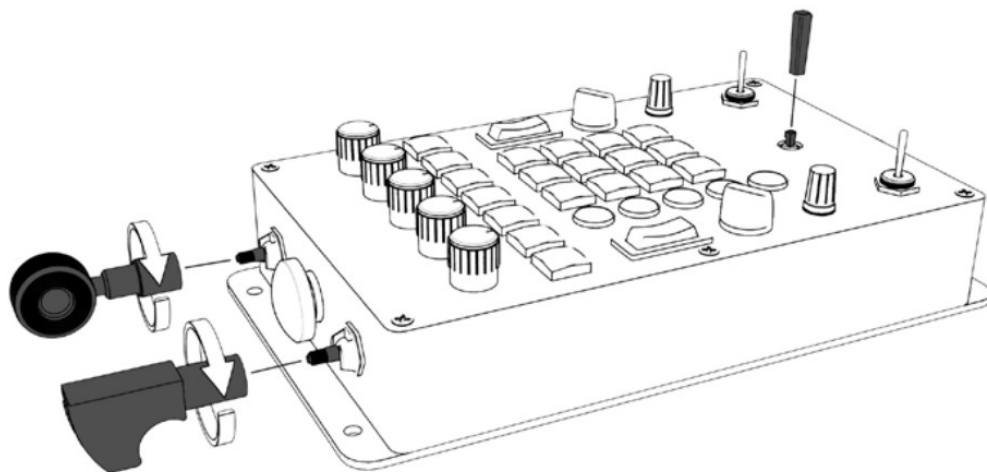
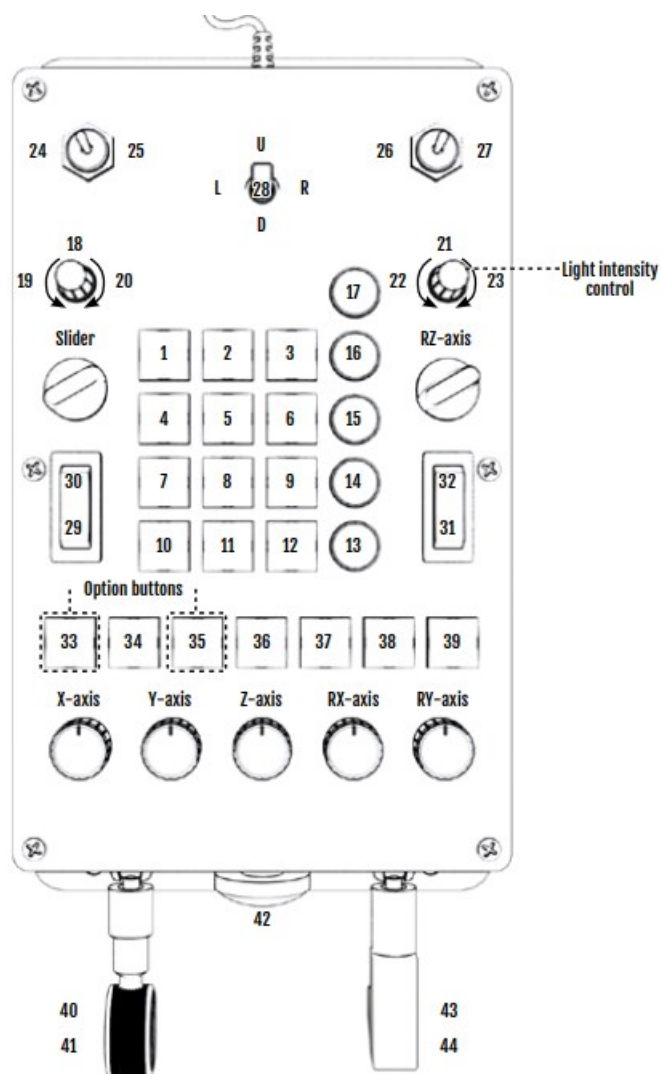
## TOTAL CONTROLS Version 2.0 Multi Function Button Box User Guide



## Contents

- [1 Installation Instruction](#)
- [2 Features](#)
- [3 Installation](#)
- [4 FCC Statement](#)
- [5 Documents / Resources](#)
  - [5.1 References](#)

## Installation Instruction



This appliance can be used by children aged from 8 years and above and persons with reduced physical, sensory or mental capabilities, or lack of experience and knowledge if they have been given supervision or instruction concerning use of the appliance in a safe way and understand the hazard involved. Children shall not play with the appliance. Cleaning and user maintenance shall not be made by children without supervision. Do not attempt to repair this product yourself, as opening or removing covers may expose you to dangerous voltage points or other risks. Do not submerge into water. Indoor use only.

## Features

- 24 push buttons
  - 2 rotary encoders with push function
- 1 jettison push button
- 2 toggle switches with momentary function
- 1 four-way switch with push function
- 2 rocker switches with momentary function
- Detachable hook and landing gear handles
- 7 lights knobs

## Installation

1. Screw off the caps on the hook and landing gear switches. Attach the handles as described on page 3 in this user manual.
2. Attach the extension to the four-way switch as described on page 3 in this user manual.
3. Plug in the included USB cable to the unit then connect it to your computer via an USB port.
4. Windows will automatically detect the unit as Total Controls MFBB and install all necessary drivers.
5. Control the button light levels by holding the option buttons (A/P) and (TCN) simultaneously. Then use Radio 2 rotary to adjust light intensity.
6. Layout of the devices can be found on page 2 in this user manual

## Troubleshooting

If some buttons are not operational on the button box, disconnect the device from your computer and re-connect it again.

## FCC Statement

1. This device complies with Part 15 of the FCC Rules. Operation is subject to the following two conditions:
  1. This device may not cause harmful interference, and
  2. This device must accept any interference received, including interference that may cause undesired operation.
2. Changes or modifications not expressly approved by the party responsible for compliance could void the user's authority to operate the equipment.

## Copyright

© 2022 Total Controls AB. All rights reserved. Windows® is a registered trademark of Microsoft Corporation in the United States and/or other countries. All other trademarks are the property of their respective owners. Illustrations

not binding. Contents, designs and specifications are subject to change without notice and may vary from one country to another. Made in Sweden.

## Contact

Total Controls AB. Älgvägen 41, 428 34, Kållerød, Sweden. [www.totalcontrols.eu](http://www.totalcontrols.eu)

Keep this manual for future reference!



Small parts. Long cord, strangulation hazard. Not suitable for children under three years



## Information on Disposal for Users of WEEE

The crossed-out wheeled bin and / or accompanying documents means that used electrical and electronic equipment (WEEE) should not be mixed with general household waste. For proper treatment, recovery and recycling, please take this product to designated collection points where it will be accepted free of charge.


Disposing of this product correctly will help save valuable resources and prevent any potential negative effects on human health and the environment, which could otherwise arise from inappropriate waste handling. Please contact your local authority for further details of your nearest designated collection point.

Penalties may be applicable for incorrect disposal of this waste, in accordance with your national legislation.

## For disposal in countries outside of the European Union

This symbol is only valid in the European Union (EU). If you wish to discard this product please contact your local authorities or dealer and ask for the correct method of disposal.

## Documents / Resources

<div data-bbox="145 107 272 315"><p>Multi-Function Button Box</p><p>User Guide / Guida all'uso / Manuale dell'utente</p><p>Version 2.0</p><p>TOTAL CONTROLS</p></div>	<p><a href="#">TOTAL CONTROLS Version 2.0 Multi Function Button Box</a> [pdf] User Guide</p> <p>Version 2.0, Version 2.0 Multi Function Button Box, Multi Function Button Box, Button Box</p>
--	---

References

- [TC Total Controls - Creating Simulation Hardware](#)