



## TOSY UDisc RGB\_02 Ultimate Disc User Guide

[Home](#) » [TOSY](#) » TOSY UDisc RGB\_02 Ultimate Disc User Guide 

### TOSY UDisc RGB\_02 Ultimate Disc



## Contents

- [1 Product Video](#)
- [2 RGB](#)
- [3 Recharge](#)
- [4 Brightness Modes](#)
- [5 Timer Modes](#)
- [6 Style Modes](#)
- [7 Color Button](#)
- [8 Precautions](#)
- [9 Customer Support](#)
- [10 Documents / Resources](#)
  - [10.1 References](#)
- [11 Related Posts](#)

## Product Video



Scan me

If you have any questions or notice any problems with the product, please contact us directly at [wecare@tosy.com](mailto:wecare@tosy.com) and we will respond in less than 24 hours.



G.E.URGB.02

Our Ultimate Disc is available in 3 models: Ultra LED, LED and RGB.

## RGB

Our multicolor light-up Ultimate Disc line with 36 RGB LEDs, 16 Million Colors, with multiple Style – Brightness – Timer modes, 200x brighter than any other discs.

## Recharge

When charging, the Battery Indicator Light will blink, and it will turn Green when fully charged.

### Battery Indicator Light

Full battery: Green  
Low battery: Red

**Charging time: 45 minutes**  
**Battery life:** Up to **3000 throws** at B1 & T1 mode

To recharge, use the provided USB-C cable to connect the charging port on the disc to a computer's USB port or a USB charger.

### USB-C Charging Port

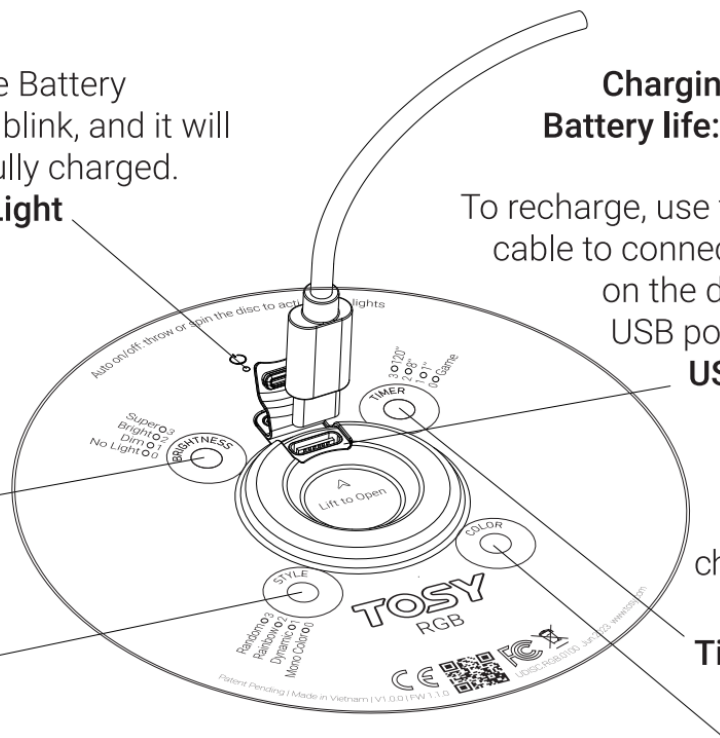
**Quick tip:** Use your fingernail to easily open the lid of the charging port, no need to unscrew the lid.

### Brightness Modes Button

### Style Modes Button

### Timer Modes Button

### Color Button



**First-time activation:** For transportation safety and demo purposes, we put the disc in 'Try-me' and 'Locked' mode. To unlock the disc and deactivate the 'Try-me' function, press any button and throw the disc at least 15 ft (or 5m). Once unlocked, the light will automatically start each time you throw/spin the disc and stay on as per the Timer mode you select.

**Change Mode:** press the button once to go up and twice to go back to select your preferred mode.

**Turn Off:** the disc will automatically turn off after 10 minutes if it does not move, so you do not need to turn it off after each play. But if you still need to turn it off, press any of the 4 buttons on the disc and hold for 3 seconds.

**Quality Maintenance:** TOSY Ultimate Disc is designed to withstand substantial impact during play and is as durable as any regular disc. Still, it is highly recommended to throw the disc on soft ground or grass only, and avoid strong impacts on hard surfaces.


## Brightness Modes

**B0 – No Light:** You can turn off the disc light by choosing this mode.

**B1 – Dim Light:** Suitable to play in complete darkness or to save the battery. When combined with Timer mode T1, the battery life is up to thousands of throws.

**B2 – Bright.**

**B3 – Super Bright:** Default mode.

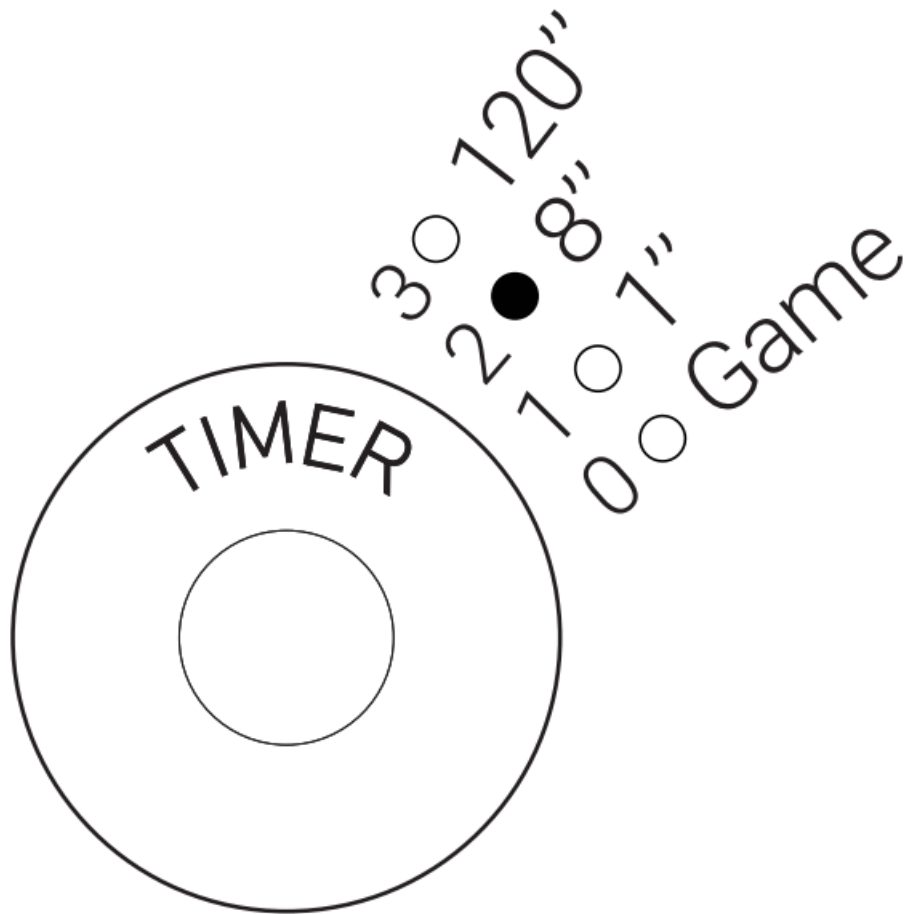


### Timer Modes

**T0** – Game Mode: Once the disc lands or you catch it, the counting will start. The light will blink to let you know it is counting each second and flash for the last second at the 1 0" mark to signal a "turnover" if the disc has not been thrown again. A turnover means you have to give the disc to the other team.

**T1 & T2 & T3**: The light will stay on after each throw for 1, 8 or 120 seconds. T2 is the default Timer mode.

**Note:** To help you find the disc in the dark, it will blink for 5 minutes or until you pick it up after it falls on the ground. This feature will only activate if the disc falls straight on a completely still surface; if it rolls down a slope (or other similar kinds of movement) before coming to a full stop, this feature may not work properly.



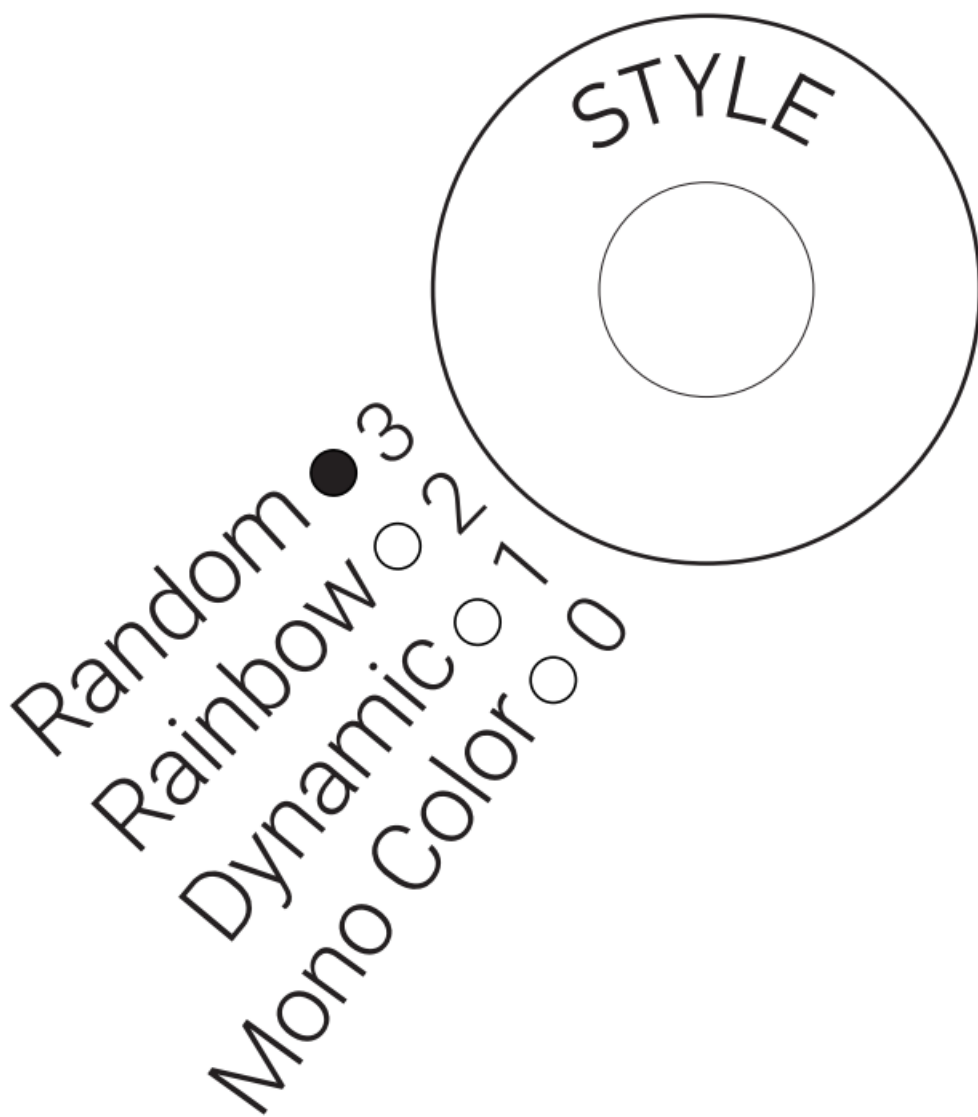
### Style Modes

**S0** – Mono Color: All 36 LEDs will display one single color. You can choose your preferred color using the Color button.

**S1** – Dynamic: The colors will change continuously and stay on for as long as the Timer mode you select.

**S2** – Rainbow: The disc will display the colors of a rainbow.

**S3** – Random: Default mode. After each throw, the disc will randomly change to different colors and play styles.




### Color Button

Press once to see all the color options.

Press again to select your preferred color.

This button will only work when you are in Style Mode SO.

If you are in the other Style modes S1, S2, or S3, pressing this button will change the disc to SO mode.



## Precautions

1. This product contains non-replaceable batteries and other electronics with complex design. Please do not try to open the battery compartment and replace/repair the battery yourself -you may damage the battery as well as the product's performance, durability and waterproof capability.
2. If the product is overheated, let it cool down before charging.
3. If the product is not overheated but does not seem to work properly, try to charge it and then remove immediately to help reboot it.
4. Do not charge the product in an extremely hot or cold environment.
5. Keep away from flammable and explosive materials when charging.
6. Never charge the product unattended for a long time.
7. Although the TOSY Ultimate Disc is waterproof, we don't recommend leaving it in water for too long, especially saltwater for high risk of corrosion.
8. When not in use, place the disc on a flat surface to avoid product deformation.


## Customer Support

RoboFiLLC  
101 Jefferson Dr, Menlo Park, CA 94025, United States.  
[wecare@tosy.com](mailto:wecare@tosy.com)/[www.tosy.com](http://www.tosy.com)



**TOSY®**  
**ULTIMATE DISC**  
**RGB**

## Documents / Resources

	<p><a href="#">TOSY UDisc RGB_02 Ultimate Disc</a> [pdf] User Guide</p> <p>UDisc RGB_02, UDisc RGB_02 Ultimate Disc, Ultimate Disc, Disc</p>
---	--

## References

- [User Manual](#)