



# Toshiba Carrier Global RBC-AWSU52-E Bluetooth Function for Wired Remote Controller Owner's Manual

[Home](#) » [Toshiba Carrier Global](#) » Toshiba Carrier Global RBC-AWSU52-E Bluetooth Function for Wired Remote Controller Owner's Manual 

# TOSHIBA

Owner's Manual

Model: RBC-AWSU52-E

Bluetooth® Function for Wired Remote Controller  
For commercial use



Multilingual owner's manual

## Contents

- [1 RBC-AWSU52-E Bluetooth Function for Wired Remote Controller](#)
- [2 Explanation of indications](#)
- [3 Requirements about the use of the Bluetooth function](#)
- [4 Product information](#)
- [5 Remote controller setting](#)
- [6 Smartphone app](#)
- [7 Documents / Resources](#)
  - [7.1 References](#)

**RBC-AWSU52-E Bluetooth Function for Wired Remote Controller**



<https://www.toshiba-carrier.co.jp/global/manual/rbc-amsu52-e.htm>

- Before using the Bluetooth function of RBC-AWSU52-E, refer to this manual.
- For information about items other than the Bluetooth function, refer to the Owner's Manual for the remote controller.
- Please read through this manual carefully and ensure that you understand it before using this product.
- After reading this manual, keep it available to all users for future reference. If the user changes, be sure to give this manual to the new user.



### What you can do

For example, you can operate the air conditioner, check the operation status, start and stop the operation, switch between operation modes, and set the room temperature from your smartphone.

### Precautions for safety

- This section contains precautions to take to prevent damage to the user, other people, and to property.
- "Explanation of indications" contains classifications of degrees of damage caused due to improper handling, and "Explanation of symbols" contains the meanings of symbols.
- For information on precautions for safety related to the air conditioner, refer to the Owner's Manual for the air conditioner itself.

### Explanation of indications



 <b>Warning</b>	This indicates that failure to adhere to the directions in the warnings could result in serious bodily harm (*1) or loss of life if the product is handled improperly.
 <b>Caution</b>	This indicates that failure to adhere to the directions in the cautions could result in moderate injury (*2) or damage to property (*3) if the product is handled improperly.

\*1: Serious bodily harm indicates loss of eyesight, injury, burns, electric shock, bone fracture, poisoning, and other injuries which leave after effects and injuries which require hospitalization or long-term treatment as an outpatient.




\*2: Moderate injury indicates injury, burns, electric shock, and other injuries which do not require hospitalization or long-term treatment as an outpatient.

\*3: Damage to property indicates damage extending to buildings, household effects, domestic livestock, and pets.

### Explanation of symbols

	The sign indicates a prohibited action. The actual contents of the prohibition are indicated by a picture or text placed inside or next to the symbol.
	This sign indicates a mandatory action, an action that must be performed. The actual contents of the instructions are indicated by a picture or text placed inside or next to the symbol.




## **Warning**

 Prohibited	Do not use the remote controller near automatic control devices such as automatic doors and fire alarms. The radio waves of the remote controller may adversely affect such devices , causing an accident.
 Prohibited	Do not use the remote controller in hospitals or places where there are medical electrical devices. The radio waves of the remote controller may adversely affect such devices , causing an accident.
 Prohibited	Do not use the remote controller in places where there are people with implantable cardiac pacemakers and defibrillators. The radio waves of the remote controller may adversely affect pacemakers, etc., causing an accident.




## **Caution**

If you want to operate the remote controller from a position where you cannot see the air conditioner, check for safety sufficiently in advance because you cannot check the situations of the air conditioner, its surroundings, and the people in the room.

<Checking in advance (while you are in the room)>

 Instructions	Check for any settings made by other people, such as timer reservations. Unexpected starts and stops may cause people to get sick.
 Instructions	Check that the air conditioner is normal. If it is not normal, it may cause smoke, ignition, or fire.
 Instructions	Check that any changes in wind will not adversely affect the room (there are no objects easy to scatter). Objects may fall due to wind, causing fire, injury, and damage to household effects.

<Checking before operation from a position where you cannot see the air conditioner and during operation>

 Instructions	<p>If you know that there are people in the room, let them know that you will operate the air conditioner.</p> <ul style="list-style-type: none"> <li>• If someone is standing on a stool or something similar, sudden starts and stops may surprise them, causing them to fall or topple. Also, sudden changes in indoor and outdoor temperatures may cause people to get sick.</li> <li>• You can also adjust the temperature and stop the air conditioner from the remote controller itself.</li> </ul>
 Prohibited	<p>Do not operate the remote controller outside the room if there are people who cannot operate it themselves in the room, such as infants, people with disabilities, and the elderly. Sudden changes in indoor and outdoor temperatures may cause them to get sick.</p>
 Instructions	<p>Frequently check on your smartphone the settings and the operation status of the air conditioner.</p> <ul style="list-style-type: none"> <li>• Sudden changes in indoor and outdoor temperatures may cause people to get sick.</li> <li>• If an error code is displayed, stop the operation and contact your dealer.</li> </ul>

## Cautions for use

- If the communication status is poor, you may not be able to operate the air conditioner from your smartphone or any changes in the operation status may not be reflected in your smartphone.
- The Bluetooth communication range supported by this device is 10 m in a line of sight. Obstacles and other radio devices may shorten the communication distance. If this occurs, remove the cause.

## Requirements about the use of the Bluetooth function

### Frequency band used

This device uses a frequency in the 2.4 GHz band. Other radio devices may use the same frequency. To prevent radio interference with other radio devices, keep in mind the following when using this device.

### Cautions on using radio devices

The following acts may be punishable by law.

- Disassemble or modify this device
- Remove the conformity label attached to this device

In the frequency band used by this device, industrial, scientific, and medical devices, such as microwave ovens, are operated, as well as radio stations not requiring a license and amateur radio stations (radio stations requiring a license).

(These radio stations are referred to as “target radio stations” in the remainder of this manual.)

1. Before using this device, check that the target radio stations are not operated nearby.
2. If this device causes any harmful radio interference with any target radio station, either immediately change the location of this device or stop the use of radio waves first and then contact your dealer to consult about measures to take to avoid the interference (such as installing partitions).
3. If you have any problems with this device causing any harmful radio interference with any target radio station, contact your dealer.

## Restrictions on use

- This device can only be used in the country where it was purchased.
- Toshiba Carrier shall assume no liability for any incidental damage resulting from the use and inoperability of the radio function.
- The product uses radio waves, and using it in a place where the radio waves are affected or near a device that emits radio waves, communication may be interrupted or slowed down.

\*Microwave oven

\*Other Bluetooth radio devices

\*Other devices that use the 2.4 GHz band (such as wireless LANs, digital cordless phones, wireless audio devices, game machines, and PC peripheral devices)

\*Metal objects that easily reflect radio waves, etc.

## Bluetooth radio specifications

- Standard: Bluetooth Version 5.0 (Bluetooth Low Energy)
- Communication mode: Uncorded 1M PHY

## Trademarks, etc.

- Android and Google Play are trademarks or registered trademarks of Google LLC.
- iPhone is a trademark of Apple Inc., registered in the U. S. and other countries.
- App Store is a service mark of Apple Inc.
- iOS is the name of a proprietary operating system of Apple Inc. IOS is a registered trademark or trademark of Cisco Systems, Inc. and/or its affiliates in the United States and other countries, and is used under license.
- Bluetooth® word mark is a registered trademark owned by the Bluetooth SIG, Inc.
- QR Code is a registered trademark of DENSO WAVE Incorporated.
- In the main text, the registered trademark ® is omitted at some locations.
- Other names, company names, and product names contained in this document are trademarks or registered trademarks of their respective companies.

## Product information

Manufacturer: Toshiba Carrier Corporation

Address: 336 TADEHARA, FUJI-SHI,SHIZUOKA-KEN JAPAN

### Radio specifications

Frequency range: 2402-2480 MHz

Maximum transmit power: 2.3 dBm e.i.r.p

## Remote controller setting

At the time of purchase, the Bluetooth function is OFF.

Turning the Bluetooth function ON makes the smartphone app become usable.

### ● NOTE

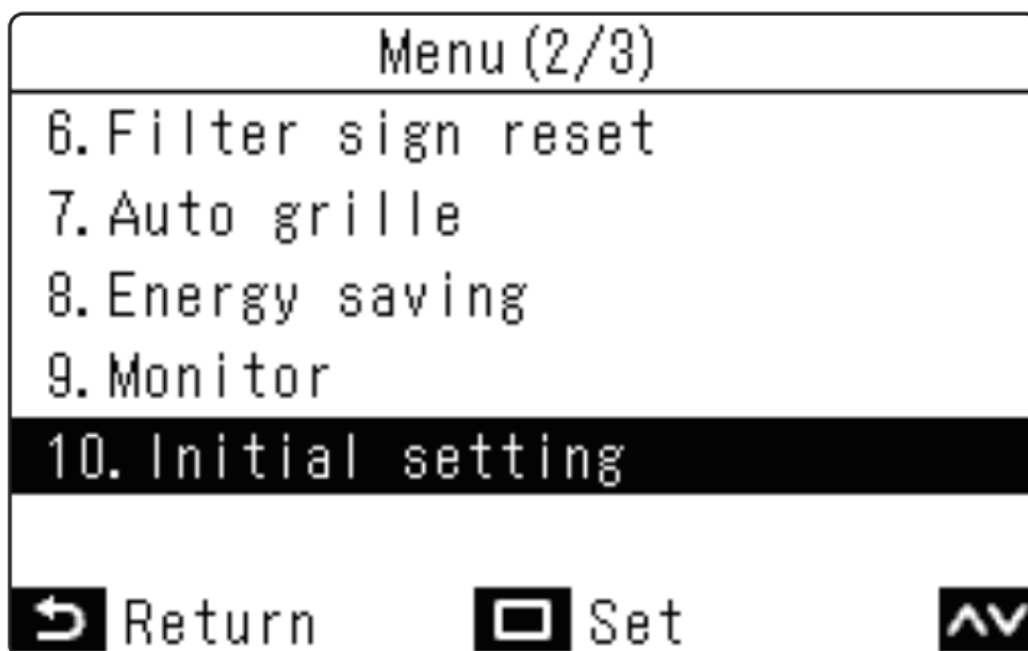
- For information about the basic operations of the remote controller, refer to the Owner's Manual for the remote




controller.

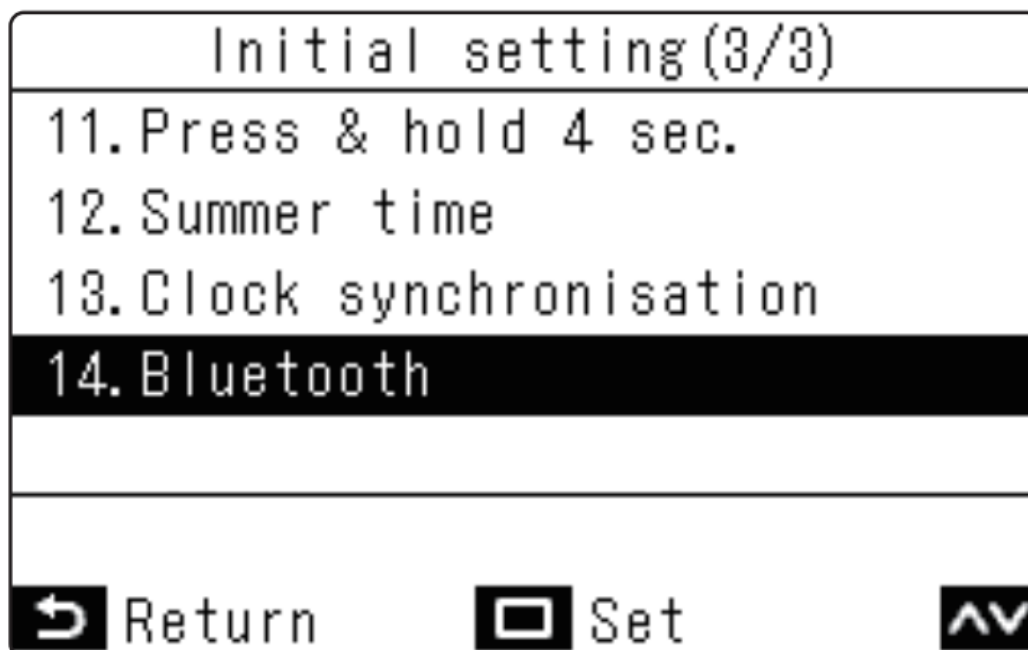
- For information about how to use the smartphone app, refer to the Owner's Manual for the smartphone app.

## Bluetooth menu




1. From the Menu, select "Initial setting" and press [  ].

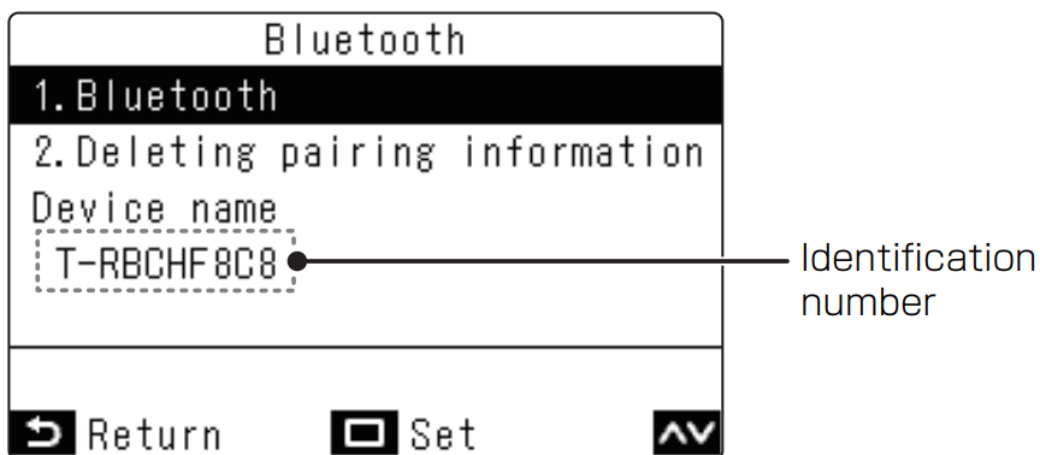


2. Press [  ] and [  ] to select "Bluetooth" and press [  ]. The Bluetooth menu appears.



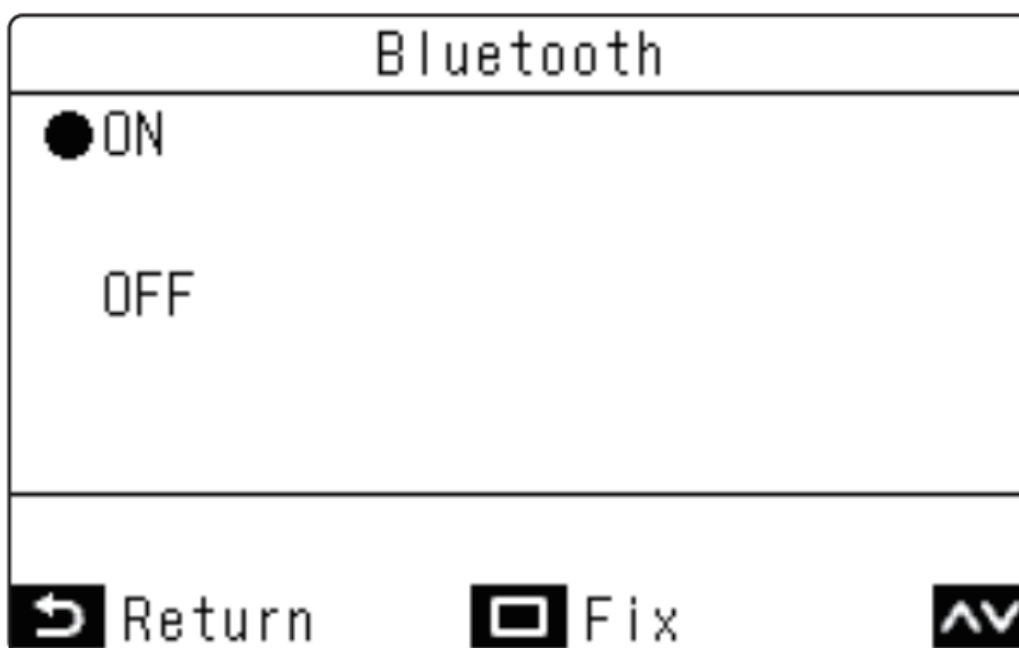
## Bluetooth

1. On the Bluetooth menu, press [  ] and [  ] to select "Bluetooth" and press [  ].  
The identification number of the remote controller appears.

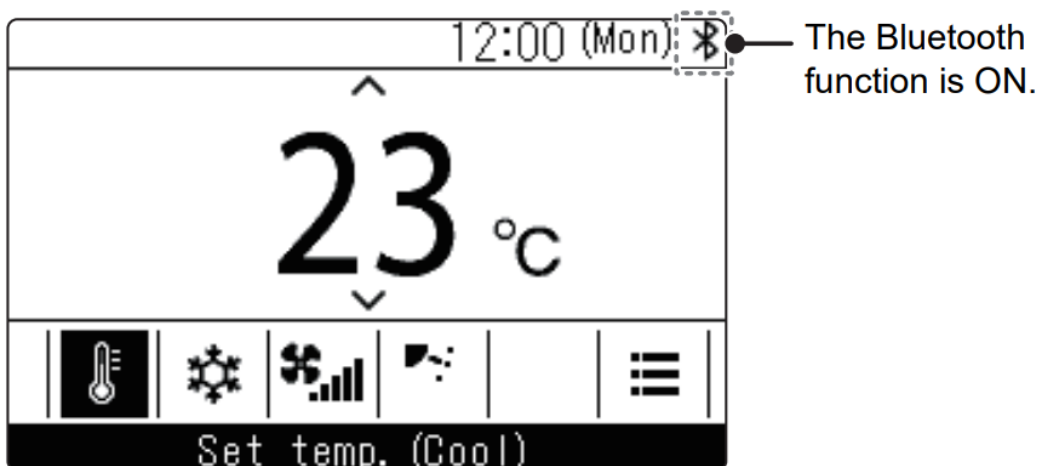


2. Press [] and [] to select "ON" and press [].

The Bluetooth function is turned ON or OFF according to the selection.



If it is ON, an icon appears at the upper right of the main screen.



#### ● NOTE




To perform pairing, make settings on the main screen.

#### Deleting pairing information

Delete any registered pairing information.


Up to seven items of pairing information can be stored.

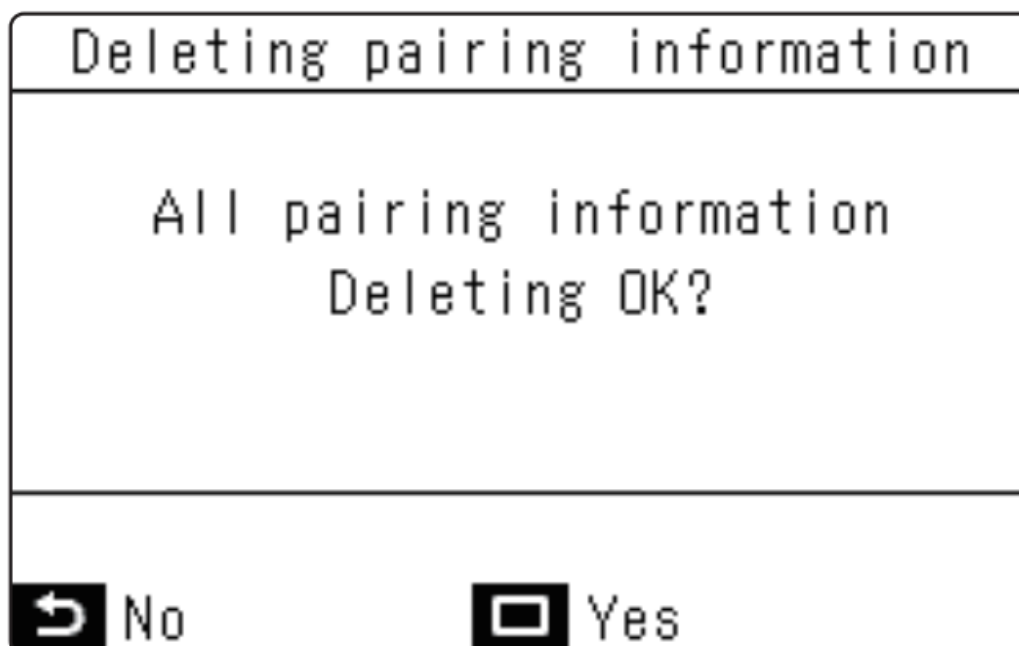
If seven items of pairing information are exceeded, items of pairing information will be automatically deleted in order, starting with the oldest one.

1. On the Bluetooth menu, press [  ] and [  ], select “Deleting pairing information”, and press [  ].



2. Check the message and press [  ].

Selecting [  ] causes the operation to be cancelled.



● **NOTE**

After deleting pairing information, you need to perform pairing again on your smartphone.

## Smartphone app

### Items required to use the app

Smartphone (Android or iPhone)

Dedicated application (free of charge)

### Agreeing to the license agreement and downloading the dedicated app

#### Before use

Wave Comma control is an application for iOS and Android OS smartphones.

Wave Comma control enables you to operate the air conditioner, display the operation status, and make various settings from your smartphone.

To use Wave Comma control, connect to the website below.

Read through the license agreement and agree to it before downloading. Supported remote controllers, supported



smartphones, and the license agreement are contained in the website below.  
Familiarise yourself with the user's guide on the website before starting to use the app.




[https://www.toshiba-carrier.co.jp/global/appli/controller\\_application/index.htm](https://www.toshiba-carrier.co.jp/global/appli/controller_application/index.htm)

**TOSHIBA**  
DEC1319201

---

## Documents / Resources

	<p><a href="#">Toshiba Carrier Global RBC-AWSU52-E Bluetooth Function for Wired Remote Controller</a> [pdf] Owner's Manual RBC-AWSU52-E--UL, RBC-AMSU52-E, RBC-AWSU52-E Bluetooth Function for Wired Remote Controller, Bluetooth Function for Wired Remote Controller, Function for Wired Remote Controller, Wired Remote Controller, Remote Controller</p>
---	--

## References

- [Toshiba Carrier Global | Air conditioner | Applications](#)
- [Toshiba Carrier Global | Air conditioner | RBC-AWSU52-E/-UL, RBC-AMSU52-E](#)