

TORK S4 Dose Sensor Soap and Sanitizer Dispenser



# TORK S4 Dose Sensor Soap and Sanitizer Dispenser User Guide

[Home](#) » [TORK](#) » TORK S4 Dose Sensor Soap and Sanitizer Dispenser User Guide 

## Contents

- [1 TORK S4 Dose Sensor Soap and Sanitizer Dispenser](#)
- [2 Product Information](#)
- [3 Product Usage Instructions:](#)
- [4 FAQ](#)
- [5 WHAT IS IN THE BOX](#)
- [6 INSTALLATION](#)
- [7 Documents / Resources](#)
  - [7.1 References](#)
- [8 Related Posts](#)



**TORK S4 Dose Sensor Soap and Sanitizer Dispenser**



## **Product Information**

### **Specifications:**

- Product Name: Dose Sensor for Tork Soap and Sanitizer Dispenser
- Model: S4
- Model: S5
- Battery Type: AAA LR03 (x2)
- Dimensions: 3mm
- Country of Origin: Sweden
- Version: A

## **Product Usage Instructions:**

### **Step 1: Installing the Dose Sensor**

To install the Dose Sensor for Tork Soap and Sanitizer Dispenser, follow these steps:

1. Make sure the dispenser is turned off and has no power supply.
2. Locate the Dose Sensor slot on the dispenser.
3. Insert the Dose Sensor into the slot until it clicks into place.
4. Ensure the Dose Sensor is securely attached.

### **Step 2: Replacing the Battery**

If the battery of the Dose Sensor needs to be replaced, follow these steps:

1. Make sure the dispenser is turned off and has no power supply.
2. Locate the battery compartment on the Dose Sensor.

3. Slide open the battery compartment cover.
4. Remove the old batteries from the compartment.
5. Insert three AAA LR03 batteries into the compartment, following the correct polarity (+/-).
6. Close the battery compartment cover securely.

## FAQ

### **Q: How do I know when the Dose Sensor battery needs to be replaced?**

A: When the Dose Sensor stops functioning or the dispenser fails to dispense soap or sanitizer, it is likely that the battery needs to be replaced.

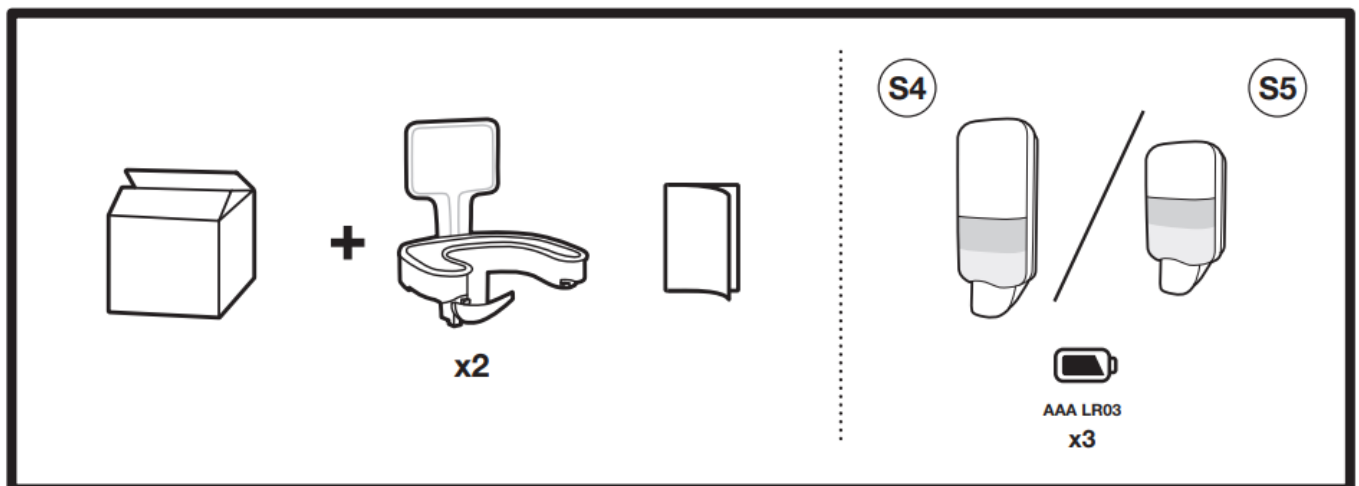
### **Q: Where can I find the contact information for Essity?**

A: For UK customers, you can contact Essity UK Limited at Southfields Road, Dunstable, Bedfordshire, LU6 3EJ, UK. Phone: +44 1582 677400. For North American customers, the distributor is Essity HMS North America Inc located at 2929 Arch Street Suite 2600 Philadelphia, PA 19104.

### **Q: Can I use any other type of battery for the Dose Sensor?**

A: No, the Dose Sensor requires three AAA LR03 batteries. The use of any other battery type may damage the sensor and void the warranty.

## WHAT IS IN THE BOX



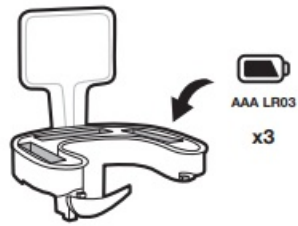
## INSTALLATION

Dose Sensor for Tork Soap and Sanitizer Dispenser

1



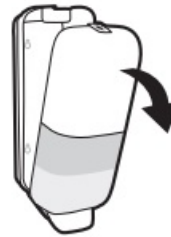
2



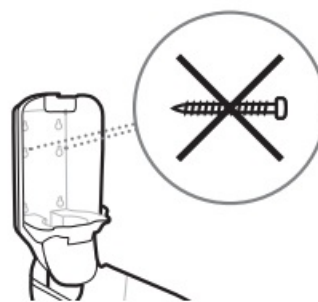
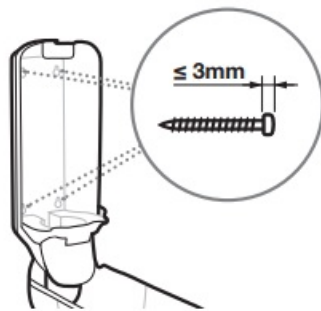
3



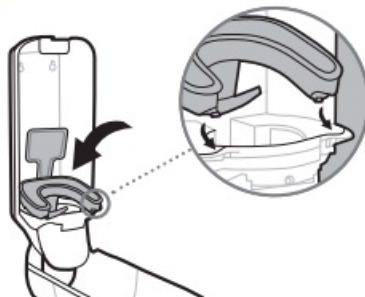
4



5



6




7



8



Replace battery 

1

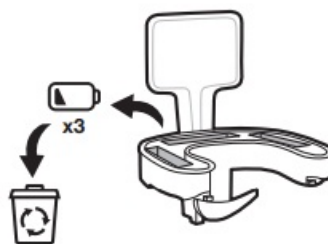


## Replace battery

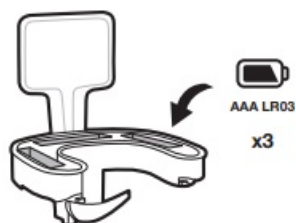
2



3



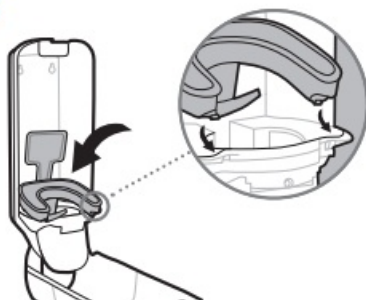
4



5



6



7



Manufactured by Essity Hygiene and Health AB SE-405 03 Göteborg, Sweden

**Visiting address:** Mölndals Bro 2, Mölndal

### UK:

#### **Essity UK Limited**

Southfields Road, Dunstable, Bedfordshire, LU6 3EJ, UK+44 1582 677400

### North America:

Distributed by Essity HMS North America Inc

2929 Arch Street

Suite 2600


Philadelphia, PA 19104

[www.essity.com](http://www.essity.com)

[www.torkglobal.com](http://www.torkglobal.com)

Made in Sweden

## Documents / Resources

	<p><a href="#">TORQ S4 Dose Sensor Soap and Sanitizer Dispenser</a> [pdf] User Guide S4 Dose Sensor Soap and Sanitizer Dispenser, S4, Dose Sensor Soap and Sanitizer Dispenser, Sensor Soap and Sanitizer Dispenser, Soap and Sanitizer Dispenser, Sanitizer Dispenser, Dispenser</p>
---	---

## References

-  [Essity - A global leading hygiene and health company | Global Corporate](#)
-  [torkglobal.com | Tork Global](#)
- [User Manual](#)

### Manuals, Privacy Policy

This website is an independent publication and is neither affiliated with nor endorsed by any of the trademark owners. The "Bluetooth®" word mark and logos are registered trademarks owned by Bluetooth SIG, Inc. The "Wi-Fi®" word mark and logos are registered trademarks owned by the Wi-Fi Alliance. Any use of these marks on this website does not imply any affiliation with or endorsement.