


TOPWELL RDF505 Aromatherapy Diffuser User Manual


[Home](#) » [TOPWELL](#) » TOPWELL RDF505 Aromatherapy Diffuser User Manual 

Contents

- [1 TOPWELL RDF505 Aromatherapy Diffuser](#)
- [2 Product Information](#)
- [3 Product Usage Instructions](#)
- [4 Button Functions](#)
- [5 How to use](#)
- [6 Technical Specifications](#)
- [7 Product Features](#)
- [8 Safety Instructions](#)
- [9 Maintenance](#)
- [10 Warranty](#)
- [11 FCC Warning Statement](#)
- [12 Documents / Resources](#)
 - [12.1 References](#)
- [13 Related Posts](#)

TOPWELL

TOPWELL RDF505 Aromatherapy Diffuser



Product Information

Specifications

- Model: Mist Light
- Functionality: On/Off, Up/+, Down/–
- Compliance: FCC Part 15 Rules
- Antenna Separation: Minimum 20 cm from all persons

Product Usage Instructions

Turning the Mist Light On/Off

To turn the Mist Light on, press the corresponding button labeled “ON/OFF”. To turn it off, press the same button again.

Adjusting Mist Intensity:

Use the buttons labeled “UP/+” to increase the mist intensity and “DOWN/–” to decrease it. Press these buttons as needed to achieve the desired mist level.

FCC Guidelines

FCC Warning Statement

- Reorient or relocate the receiving antenna.
- Increase the separation between the equipment and receiver.
- Connect the equipment into an outlet on a circuit different from that to which the receiver is connected.
- Consult the dealer or an experienced radio/TV technician for help.

FCC Radiation Exposure Statement:

The antennas used for this transmitter must be installed to provide a separation distance of at least 20 cm from all persons and must not be co-located for operating in conjunction with any other antenna or transmitter.

FAQ (Frequently Asked Questions)

- **What should I do if the Mist Light is not producing mist?**

If you experience issues with mist production, ensure that the water reservoir is filled to the recommended level and check for any blockages in the mist outlet. Clean the device as per the user manual instructions.

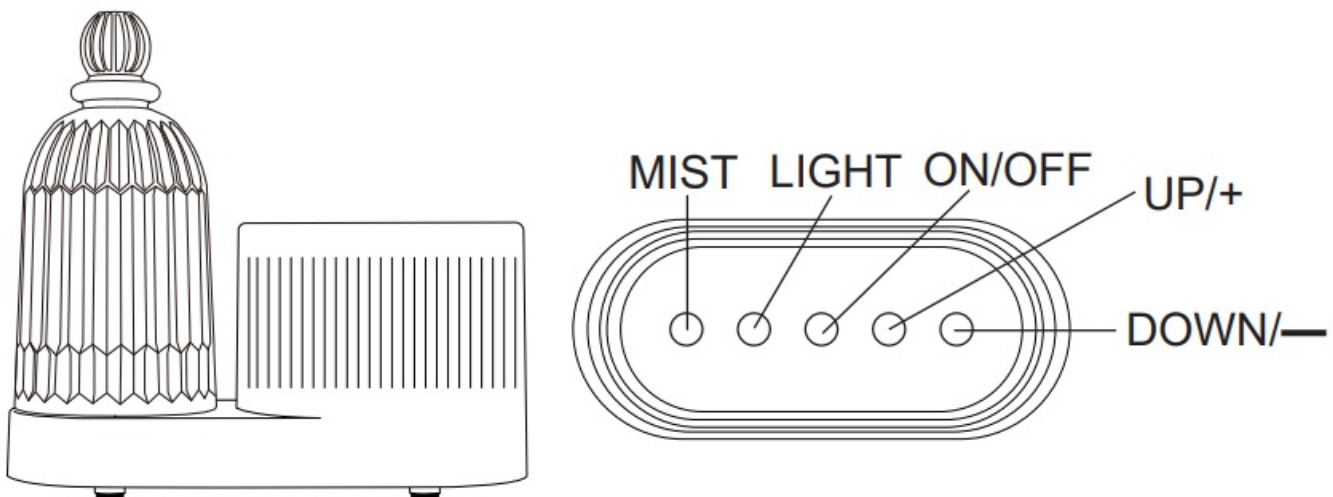
- **Can I use essential oils with the Mist Light?**

Yes, you can add a few drops of essential oils to the water in the reservoir to enjoy aromatherapy benefits along with the mist. Make sure to use oils suitable for humidifiers.

Thank You for Your Purchase

Thank you for purchasing the RDF505 Aroma Diffuser. This product is carefully designed to enhance your living space with comfort and freshness. Please read this manual thoroughly to ensure proper use and maintenance.

Button Functions



1. **MIST Button:**

- Control the mist and mode settings.
- Single press: Turn on the diffuser in high mist mode and activate the light.
- Press again: Switch to low mist mode.
- Press again: Turn off the diffuser.

2. **LIGHT Button:**

- Controls LED lighting effects.
- Single press: Turns on the colorful LED light.
- Press again: Fix the current color.
- Press again: Turns off the light.

3. **ON/OFF Button:**

- Control the device and Bluetooth playback.
- Single press: Turn on or pause the music playback.

4. UP/+ Button:

- Control the previous track and the volume adjustment.
- Single press: Play the previous track.
- Long press: Increase the volume; a “beep, beep” sound indicates the maximum volume.

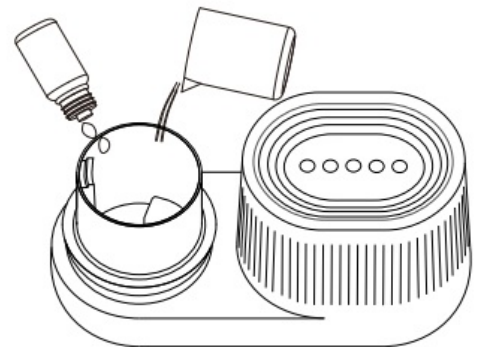
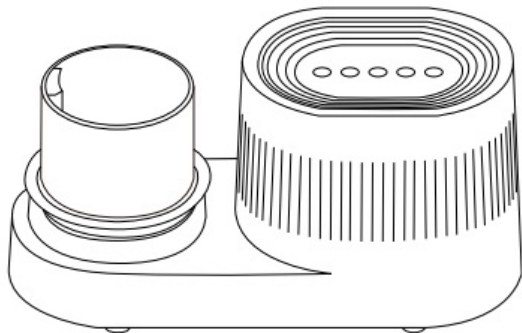
5. DOWN/— Button:

- Control the next track and the volume adjustment.
- Single press: Plays the next track.
- Long press: Decrease the volume; a “beep, beep” sound indicates the minimum volume.

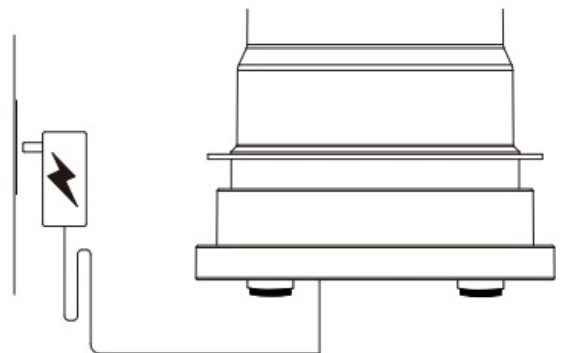

How to use

When filling the water, you need to wait for one minute, wait for the water to flow to the auxiliary water tank, and then add water to the maximum water level again.

1. Remove the cover
2. Add water and essential oils



3. Covering the lid and glass enclosure
4. Connect the power and turn on Bluetooth



Technical Specifications

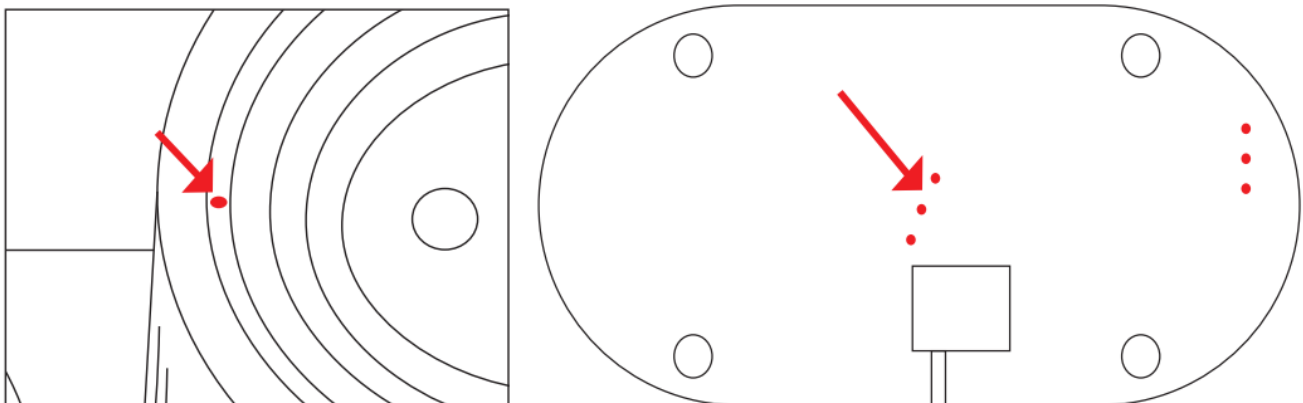
Input Voltage	DC 12V
Input Current	2A
Bluetooth Frequency	2.402-2.48GHz
Transmission Distance	15M
Amplifier Output Power	5W/40
Water Tank Capacity	350ML
Operating Time	Approximately 9-18 hours (depending on mist mode)

Product Features

- **Ultrasonic Atomization Technology:** Efficiently breaks down essential oils to release even mist.
- **Bluetooth Speaker:** Built-in Bluetooth speaker supports music playback from your phone.
- **Colorful LED Lighting:** Soft LED lights with multiple color options.
- **Silent Operation:** Low-noise operation suitable for bedrooms or offices.

Safety Instructions

1. **Check Before Use:** Ensure the power supply voltage matches the product requirements. Do not use an incompatible power adapter.
2. **Keep Away from Water:** As an electrical device, keep it away from water or moisture.
3. **Avoid Tipping:** Place the product on a stable surface to prevent tipping during operation.
4. **Clean Regularly:** Clean the water tank after each use to avoid clogging the mist outlet.
5. **Do Not Overfill with Essential Oils:** We recommend adding no more than 5 drops of essential oil per use to ensure optimal misting.
6. **Child Safety:** Keep the product out of reach of children.
7. **Do not add too much water:** The excess water will be drained from several outlets without affecting normal use.



Maintenance

After use, empty the remaining water and clean the water tank. Regularly check the atomizer plate for any obstructions. Perform a deep cleaning once a month to extend the product's lifespan.

Warranty

This product comes with a one-year limited warranty covering defects in manufacturing. The warranty does not cover damage caused by improper use, negligence, or unauthorized repairs. To request warranty service, please, contact the retailer, or our customer service team, with proof of purchase and the product serial number.

Contact us via Amazon email to seller.

Contact us at avirl@topwellspring.com

We will respond to you within 12 hours and we will offer a 100% satisfactory solution.

FCC Warning Statement

Changes or modifications to this unit not expressly approved by the party responsible for compliance could void the user's authority to operate the equipment. This equipment has been tested and found to comply with the limits for a Class B digital device, pursuant to Part 15 of the FCC Rules. These limits are designed to provide reasonable protection against harmful interference in a residential installation. This equipment generates, uses and can radiate radio frequency energy and, if not installed and used in accordance with the instructions, may cause harmful interference to radio communications. However, there is no guarantee that interference will not occur in a particular installation. If this equipment does cause harmful interference to radio or television reception, which can be determined by turning the equipment off and on, the user is encouraged to try to correct the interference by one or more of the following measures:

- Reorient or relocate the receiving antenna.
- Increase the separation between the equipment and receiver.
- Connect the equipment into an outlet on a circuit different from that to which the receiver is connected.
- Consult the dealer or an experienced radio/TV technician for help.


This device complies with Part 15 of the FCC Rules. Operation is subject to the following two conditions:

1. This device may not cause harmful interference, and
2. This device must accept any interference received, including interference that may cause undesired operation.

FCC Radiation Exposure Statement

The antennas used for this transmitter must be installed to provide a separation distance of at least 20 cm from all persons and must not be co – located for operating in conjunction with any other antenna or transmitter.

Documents / Resources

	TOPWELL RDF505 Aromatherapy Diffuser [pdf] User Manual RDF505, RDF505 Aromatherapy Diffuser, Aromatherapy Diffuser, Diffuser
---	---

References

- [User Manual](#)