



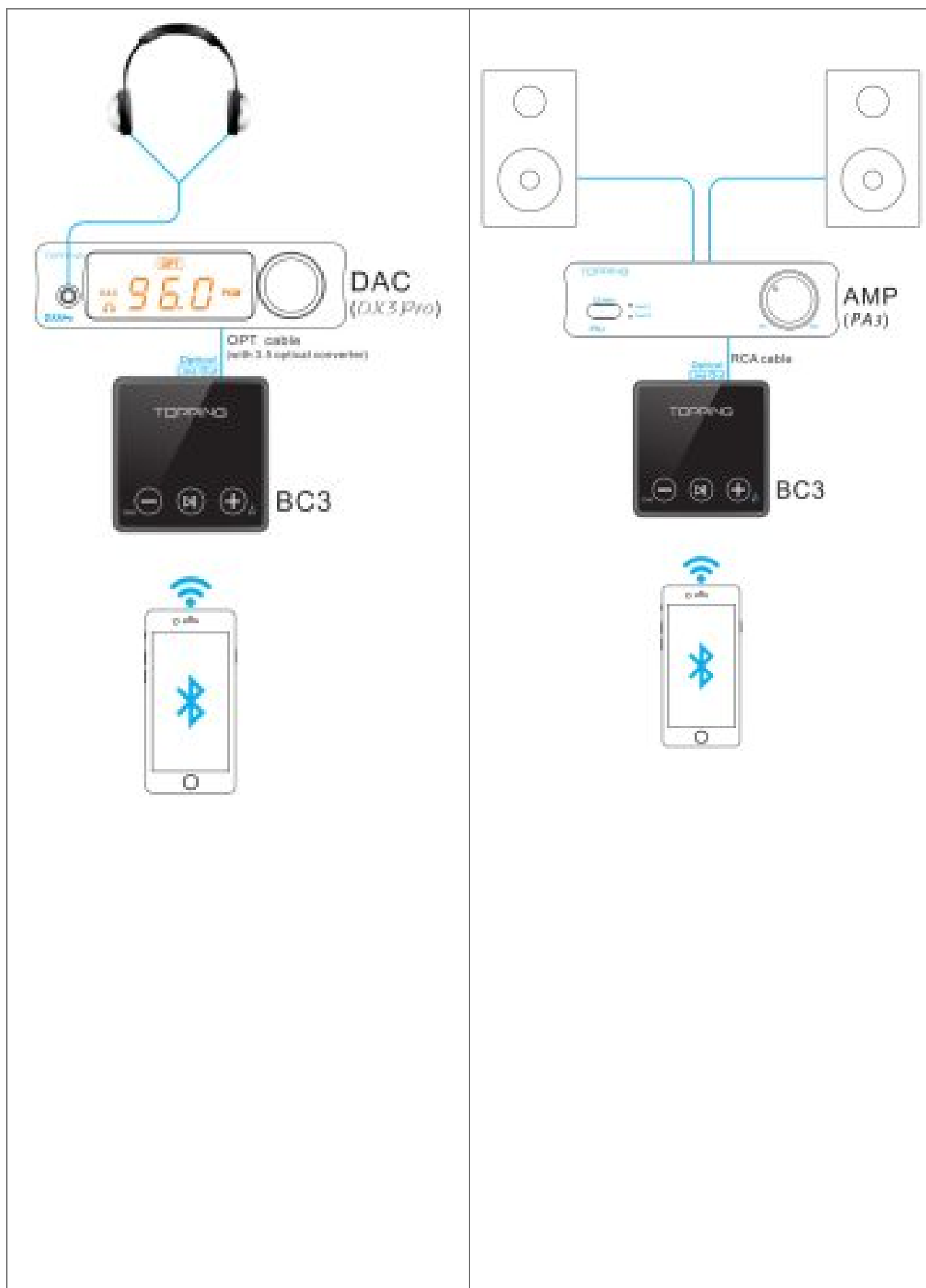
TOPPING BC3 Portable Bluetooth Receiver User Manual

[Home](#) » [TOPPING](#) » TOPPING BC3 Portable Bluetooth Receiver User Manual 

TOPPING™

BC3
Portable Bluetooth Receiver
User's Manual





Thank you for purchasing Topping BC3 Portable Bluetooth Receiver!

BC3 is a high-performance Bluetooth receiver with one Line Out output, one 3.5 Headphone output, and one Optical output. BC3 can output not only analog signals for headphones, but also optical signals for decoders. We believe BC3 will bring you a HIFI music experience and fun! Now we suggest you read this manual first so that

you can use all the functions of BC3 correctly.

Contents

1 Contents list

2 Top panel

3 Rear panel

4 Attribute

5 Output specifications

6 Instructions

7 Documents / Resources

8 Related Posts

Contents list

BC3	x1
USB cable	x1
3.5 optical converter	x1
User’s manual	x1
Warranty card	x1

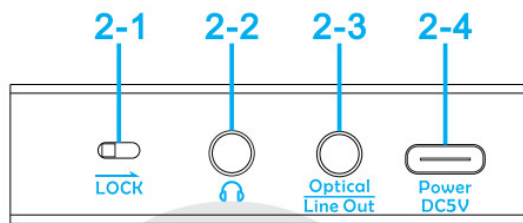
(You can download the user manuals at <http://www.tpdz.net/>.)

Top panel



- 1-1 Charging indicator
- 1-2 Volume down touch button
- 1-3 Multifunction touch button
- 1-4 Volume up touch button
- 1-5 Bluetooth indicator

Rear panel



- 2-1 Touch lock switch
- 2-2 Headphone output
- 2-3 Line Out output/Optical output
- 2-4 USB charging/firmware update

Attribute

Bluetooth chip	CSR8675
Support encoding format	SBC/AAC/APTX/APTX-HD/APTX-LL/LDAC
Output	3.5mm Headphone Output 3.5mm LineOut 3.5mm OPT Out (The same port with 3.5mm LineOut)
Volume adjustment	32-step volume adjustment
Transmission distance	510m
Battery capacity	800mAh
Battery life	About 12 hours (32-ohm headphone load)
	About 11 hours (Opt output)
Standby time	> 25 days
Charging time	<3 hours
Dimension	6cm x 6cm x 1.75cm
Weight	82.5g

Output specifications

	3.5 headphone jack	Line out
Output voltage	2Vrms@OdBFS	2Vrms@OdBFS
THD+N@A-wt	50.002% @1kHz	50.001% @1kHz
Noise @A-wt	<2.3uVrms	<2.3uVrms
Output Power (THD+N51 %)	75mW x 2@ 320 13mW x 2 @ 3000	

Instructions

Touch button locking operation

Shift the switch to the indicated direction of the arrow to lock the touch button, at this moment the touch button of BC3 will be disabled. Shift back to restore the touch button function.

Power on & off operation

Long press the multifunction touch button for 3 seconds to turn BC3 on when it is off. Long press the multifunction touch button for 3 seconds to turn BC3 off when it is on.

Bluetooth connecting operation

After powering on BC3, it will automatically enter into a pairing state and the Bluetooth indicator light is flashing. Then turn on Bluetooth on your phone to pair. Press both the multifunction touch button and the volume up touch button for 1 second to disconnect the Bluetooth and force it to enter into a pairing state.

Playing operation

Press the multifunction touch button to pause, re-press to resume song playback. Long press the volume down touch button to switch to the previous song, long-press the volume up touch button to switch to the next song.

Volume adjusting operation

(Uncontrollable volume during Optical output)

BC3 has a 32-step volume adjustment which is independent of your mobile phone's control. Press the corresponding touch button to turn the volume up and down.

Automatic shutdown function

BC3 has an automatic shutdown function, BC3 in the pairing state does not successfully pair within five minutes, it will automatically shut down.

FCC WARNING

This device complies with part 15 of the FCC Rules. Operation is subject to the following two conditions: (1) this device may not cause harmful interference, and (2) this device must accept any interference received, including interference that may cause undesired operation.

Any changes or modifications not expressly approved by the party responsible for compliance could void the user's authority to operate the equipment.

NOTE: This equipment has been tested and found to comply with the limits for a Class B digital device, pursuant to Part 15 of the FCC Rules. These limits are designed to provide reasonable protection against harmful interference in a residential installation. This equipment generates, uses, and can radiate radio frequency energy and, if not installed and used in accordance with the instructions, may cause harmful interference to radio communications.

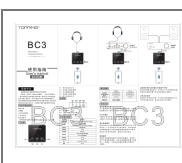
However, there is no guarantee that interference will not occur in a particular installation.

If this equipment does cause harmful interference to radio or television reception, which can be determined by turning the equipment off and on, the user is encouraged to try to correct the interference by one or more of the following measures:

- Reorient or relocate the receiving antenna.
- Increase the separation between the equipment and receiver.
- Connect the equipment into an outlet on a circuit different from that to which the receiver is connected.
- Consult the dealer or an experienced radio/TV technician for help.

To maintain compliance with FCC's RF exposure guidelines, This equipment should be installed and operated with a minimum distance of 20cm the radiator your body: Use only the supplied antenna.

Documents / Resources



[TOPPING BC3 Portable Bluetooth Receiver \[pdf\] User Manual](#)

BC3, 2A6U-BC3, 2A6UBC3, BC3 Portable Bluetooth Receiver, Portable Bluetooth Receiver, Receiver

