



TOPENS TKP3 Wireless Keypad for Gate Opener User Manual

[Home](#) » [Topens](#) » TOPENS TKP3 Wireless Keypad for Gate Opener User Manual 

Contents

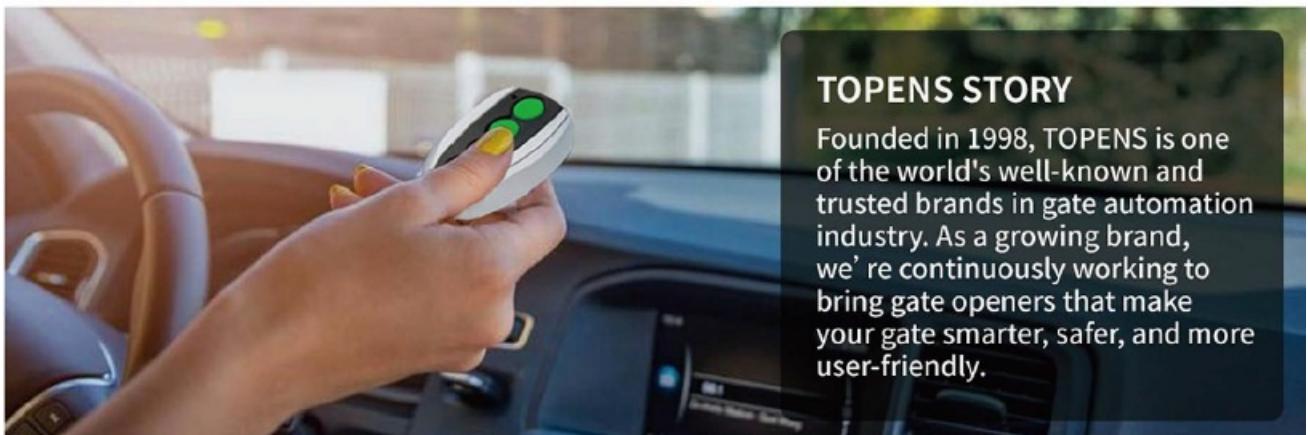
- [1 TOPENS TKP3 Wireless Keypad for Gate Opener](#)
- [2 Instruction](#)
- [3 Dual Swing Gate Opener](#)
- [4 Single Swing Gate Opener](#)
- [5 Sliding Gate Opener](#)
- [6 Classic Garage Door Opener](#)
- [7 Original Gate Opener Accessories](#)
- [8 Replacement Part](#)
- [9 Documents / Resources](#)
- [10 Related Posts](#)



TOPENS TKP3 Wireless Keypad for Gate Opener



Instruction



Register Your Warranty, Get A PDF User Manual

Warranty can only be honored with proof of purchase.

- Full Name
- Order Number
- Phone#
- Product Model
- Date & Site Purchased (7) Shipping Address

Simply send the above info to our service email support@topens.com DONE! The warranty is favorably registered.

We will reply with the user manual.

Have any questions or issues?

WE ALWAYS STAND BEHIND OUR PRODUCTS. Please go to our official website www.topens.com, select your product model, and watch the corresponding installation video. (!)



Still can't find solution? TOPENS products are backed by 12-Month Warranty and Lifetime E-mail technical support.

Considering that our products are professionally designed and sold worldwide, according to the customers' feedback, E-mail is the best way to communicate.

Please contact us through service email support@topens.com, be sure to provide your Product Model, Date & Site Purchased, Order#, and your contact information. A brief description of the problem with some pictures and videos is helpful.

Our customer support specialists will reply you and offer the most professional help within 24 hours.



Dual Swing Gate Opener

Uninterrupted Power Supply Energy-saving Series (24VDC Motor)

This series gate opener can be powered by 100-240VAC electricity or by battery (NOT incl.). You can use AC power, or solar panel, or both at the same time to charge the battery with the uninterrupted power supply that comes with the package. Support all the TOPE NS accessories.





The 20W solar panel is ONLY included in AT12132S / AT6132S solar kit.

	Model	Performance	Gate Capability of Each Arm	Motor Power
	JY9132	Super Heavy Duty	20ft. or 1300lbs. (6m or 600kg)	100W
	AT12132S	Heavy Duty	18ft. or 880lbs. (5.5m or 400kg)	80W
	AT6132S	Medium Duty	18ft. or 660lbs. (5.5m or 300kg)	50W
	A8132	Heavy Duty	18ft. or 880lbs. (5.5m or 400kg)	80W
	A5132	Medium Duty	16ft. or 550lbs. (5m or 250kg)	50W

AC-DC Power Supply Energy-saving Series {24VDC Motor}

Equipped with DPSISO-U power supply, this series gate opener can be powered by 100-240VAC electricity directly. The additional battery (NOT Mandatory) and solar panel (Not Incl.) can also power this system. Kindly note that the DPSISO-U can NOT connect with battery or solar panel. Support all the TOPENS accessories.

	Model	Performance	Gate Capability of Each Arm	Motor Power
	PW802	Heavy Duty	18ft. or 880lbs. (5.5m or 400kg)	80W
	PW502	Medium Duty	16ft. or 550lbs. (5m or 250kg)	50W
	PW302	Light Duty	12ft. or 300lbs. (3.6m or 140kg)	30W

Standard Series {24VDC Motor}

Built-in transformer, this series gate opener is powered by AC electricity directly. You can use additional battery (NOT incl.) and solar panel (NOT incl.) as BACK-UP power source. Support all the TOPENS accessories.

	Model	Performance	Gate Capability of Each Arm	Motor Power
	MT9012	Heavy Duty	20ft. or 1200lbs. (6m or 550kg)	90W
	AT1202	Heavy Duty	18ft. or 880lbs. (5.5m or 400kg)	80W
	AT602	Medium Duty	18ft. or 660lbs. (5.5m or 300kg)	50W
	KD902	Heavy Duty	18ft. or 880lbs. (5.5m or 400kg)	80W
	KD702	Light Duty	12ft. or 300lbs. (3.6m or 140kg)	30W
	HJ4022	Light Duty	12ft. or 440lbs. (3.6m or 200kg)	40W

Conventional Energy-saving Series {24VDC Motor}

This panel is series ONLY gate used opener to is charge powered battery. by 24V These battery four models (REQUIRED are BUT compatible NOT with INCL.), all and the the incITOPENS used accessoadapter ries. or solar



The 20W solar panel and TCS3 solar charge controller are ONLY included in AD8S / ADSS solar kit.

	Model	Performance	Gate Capability of Each Arm	Motor Power
	AD8(S)	Heavy Duty	18ft. or 880lbs. (5.5m or 400kg)	80W
	AD5(S)	Medium Duty	16ft. or 550lbs. (5m or 250kg)	50W



Single Swing Gate Opener

Uninterrupted Power Supply Energy-saving Series {24VDC Motor}

This series gate opener can be powered by 100-240VAC electricity or by battery (NOT incl.). You can use AC power, or solar panel, or both at the same time to charge the battery with the uninterrupted power supply that comes with the package. Support all the TOPENS accessories.





The 20W solar panel is ONLY included in AT12131S / AT6131S solar kit.

	Model	Performance	Gate Capability	Motor Power	Remote Incl.
	AT12131(S)	Heavy Duty	18ft. or 880lbs. (5.5m or 400kg)	80W	2
	AT6131(S)	Medium Duty	18ft. or 660lbs. (5.5m or 300kg)	50W	2
	A8131	Heavy Duty	18ft. or 880lbs. (5.5m or 400kg)	80W	2
	A5131	Medium Duty	16ft. or 550lbs. (5m or 250kg)	50W	1

Conventional Energy-saving Series (24VDC Motor)

This series gate opener is powered by 24V battery (REQUIRED BUT NOT INCL.), and the included adapter or solar panel is ONLY used to charge battery. These six models are compatible with all the TOPENS accessories. The 20W solar panel and TCS3 solar charge controller are ONLY included in A8S /ASS/ A3S solar kit.



	Model	Performance	Gate Capability	Motor Power	Remote Incl.
	A8(S)	Heavy Duty	18ft. or 880lbs. (5.5m or 400kg)	80W	2
	A5(S)	Medium Duty	16ft. or 550lbs. (5m or 250kg)	50W	1
	A3(S)	Light Duty	12ft. or 300lbs. (3.6m or 140kg)	30W	1






Sliding Gate Opener

24VDC Motor Rack Drive Series

This series gate opener can be powered by AC electricity or by battery (NOT incl.). You can use AC power, or solar panel, or both at the same time to charge the battery. Support all the TOPENS accessories.



The 30W solar panel kit or gear rack rail is ONLY included in relevant models.

	Model	Gate Capability	Motor Power	Gear Rack Type	Gate Moving Speed
	DKR1100ST	2600lbs. (1200kg)	3/5 HP (450W)	Steel Rack, Nylon Rack	8 in/s (20 cm/s)
	DK1000(S)	1800lbs. (800kg)	1/2 HP (350W)	Steel Rack, Nylon Rack	8 in/s (20 cm/s)
	DKR500ST	1300lbs. (600kg)	1/4 HP (180W)	Nylon Rack ONLY	8 in/s (20 cm/s)

24VDC Motor Chain Drive Series

This series gate opener can be powered by AC electricity or by battery (NOT incl.). You can use AC power, or solar panel, or both at the same time to charge the battery. Support all the TOPENS accessories.





The 20 feet roller chain is contained in each package.



The 30W solar panel and TCS3 solar charge controller are ONLY included in relevant models.






AC Motor Chain Drive Series

	Model	Gate Capability	Motor Power	Gate Moving Speed
	DKC1100S	2600lbs. (1200kg)	3/5 HP (450W)	8 in/s (20 cm/s)
	DKC1000	1800lbs. (800kg)	1/2 HP (350W)	8 in/s (20 cm/s)
	DKC500S	1300lbs. (600kg)	1/4 HP (180W)	8 in/s (20 cm/s)

This series gate opener is ONLY powered by AC electricity, and NOT capable with the battery or solar panel. The



20 feet roller chain is included in each package. •

	Model	Gate Capability	Motor Power	Gate Moving Speed	Compatible Accessories
	CK2600	5700lbs. (2600kg)	1-1/4 HP (1000W)	8 in/s (20 cm/s)	All the TOPENS Accessories
	CK1200	3400lbs. (1500kg)	3/4 HP (550W)	8 in/s (20 cm/s)	All the TOPENS Accessories
	CK1100	2800lbs. (1300kg)	3/5 HP (450W)	8 in/s (20 cm/s)	NOT Work with TEW3 Vehicle Sensor
	CK700	1600lbs. (700kg)	2/5 HP (300W)	6 in/s (15 cm/s)	NOT Work with TEW3 Vehicle Sensor
	CK500	1300lbs. (600kg)	2/5 HP (300W)	8 in/s (20 cm/s)	NOT Work with TEW3 Vehicle Sensor









AC Motor Rack Drive Series

This series gate opener is ONLY powered by AC electricity and NOT capable with the battery or solar panel.

The nylon or steel gear rack is ONLY included in relevant models.



	Model	Gate Capability	Motor Power	Gear Rack Type	Gate Moving Speed	Compatible Accessories
	RK2600T	5700lbs. (2600kg)	1-1/4 HP (1000W)	Steel Rack ONLY	8 in/s (20 cm/s)	All the TOPENS Accessories
	RK1200T	3400lbs. (1500kg)	3/4 HP (550W)	Steel Rack, Nylon Rack	8 in/s (20 cm/s)	All the TOPENS Accessories
	RK1100T	2800lbs. (1300kg)	3/5 HP (450W)	Steel Rack, Nylon Rack	8 in/s (20 cm/s)	NOT Work with TEW3 Vehicle Sensor
	RK990T	2200lbs. (1000kg)	1/2 HP (370W)	Steel Rack, Nylon Rack	8 in/s (20 cm/s)	All the TOPENS Accessories
	RK700T	1600lbs. (700kg)	2/5 HP (300W)	Nylon Rack ONLY	6 in/s (15 cm/s)	NOT Work with TEW3 Vehicle Sensor
	RK500T	1300lbs. (600kg)	2/5 HP (300W)	Nylon Rack ONLY	8 in/s (20 cm/s)	NOT Work with TEW3 Vehicle Sensor

Classic Garage Door Opener



CASAR800 Usersfriendly Door Opene

- Pulling Force: 2 HPs (800 N)
- Max. Door Height: 7.5feet (2.3 m)

Strong heavy-duty 24VDC motor lifts your garage door with superior performance. This powerful & reliable motor

provides quieter and safer operations. Steel-rein forced rail systems allow for long-lasting X

Original Gate Opener Accessories

Available at TOPENS Store

**TC186 / TC186-R WiFi
Smartphone Remote**



**M12 Remote Control
Transmitter**



**ERM12 Universal
External Receiver**



**ET24 Electric
Gate Lock**



**TC188 Universal
Keypad**



TC175P Wired Keypad



TKP3 Wireless Keypad



**TEW3 Vehicle Sensor
Exit Wand**



**TC148 Waterproof
Wall Push Button**



**TC147 Wall
Push Button**



**TC173 Wireless
Push Button**




**HLR01 Homelink
Remote Control Kit**



**TRF3 Reflection
Photocell Sensor**



**TC102 Photo Eye
Beam Sensor**



**24V / 110V / 230V
Warning Light**



**TCS3 Solar
Charge Controller**



TSQ20W 24V 20W Solar Panel Kit



TSP30W 24V 30W Solar Panel Charging Kit



TS24-U Adapter



DPS180-U AC-DC Power Supply



UPS01 Uninterrupted Power Supply




25FT Extension 5 Conductor Cable



RNI12 Heavy Duty Nylon Gear Rack



RNI14 Heavy Duty Nylon Gear Rack



SR02 Heavy Duty Steel Gear Rack



LT08B 20 Feet Roller Chain



Replacement Part


Arm (Actuator)



PCB Control Board



Limit Switch



MK01 Mounting Hardware Kit



www.topens.com


support@topens.com

Tel: +1 (888) 750 9899 (Toll Free USA & Canada)

facebook.com/topensopener

twitter.com/topensopener

youtube.com/topens



[TOPENS TKP3 Wireless Keypad for Gate Opener](#) [pdf] User Manual
TKP3 Wireless Keypad for Gate Opener, TKP3, Wireless Keypad for Gate Opener, Wireless Keypad, Keypad