



TOPENS RK1200T Automatic Sliding Gate Opener Instruction Manual

[Home](#) » [Topens](#) » TOPENS RK1200T Automatic Sliding Gate Opener Instruction Manual 



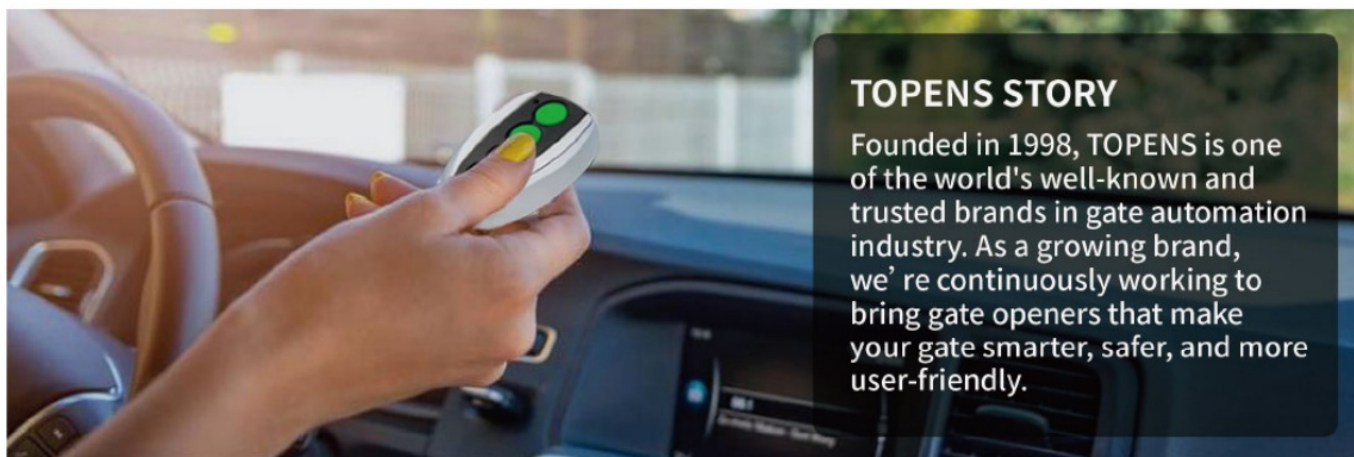
Contents

- [1 RK1200T Automatic Sliding Gate Opener](#)
- [2 Have any questions or issues?](#)
- [3 Dual Swing Gate Opener](#)
- [4 Single Swing Gate Open](#)
- [5 24VDC Motor Rack Drive Series](#)
- [6 Classic Garage Door Opener](#)
- [7 Original Gate Opener Accessories](#)
- [8 Documents / Resources](#)
 - [8.1 References](#)

RK1200T Automatic Sliding Gate Opener



030602
VER 22b



Register Your Warranty, Get A PDF User Manual
Warranty can only be honored with proof of purchase.


| | |
|---|---------------------|
|       | FullName |
| | orderNumber |
| | Phone# |
| | Product Model |
| | Date&Site Purchased |
| | shipping Address |

Simply send the above info to our service email support@topens.com

DONE! The warranty is favorably registered.

We will reply with the installation manual.

Have any questions or issues?

WE ALWAYS STAND BEHIND OUR PRODUCTS. Please go to our official website www.topens.com, select your product model, and watch the corresponding installation video .



Still can't find solution? TOPENS products are backed by 12-Month Warranty and Lifetime E-mail technical support.

Considering that our products are professionally designed and sold worldwide, according to the customers' feedback, E-mail is the best way to communicate.

Please contact us through service email support@topens.com, be sure to provide your Product Model, Date & Site Purchased, Order #, and your contact information. A brief description of the problem with some pictures and videos is helpful.

Our customer support specialists will reply you and offer the most professional help within 24 hours.



Dual Swing Gate Opener

Uninterrupted Power Supply Energy-saving Series (24VDC Motor)



This series gate opener can be powered by 100-240VAC electricity or by battery (NOT incl.). You can use AC power, or solar panel, or both at the same time to charge the battery with the uninterrupted power supply that comes with the package. Support all the TOPENS accessories.

The 20W solar panel is ONLY included in AT12132S / AT6132S solar kit.



| | Model | Performance | Gate Capability of Each Arm | Motor Power |
|---|----------|------------------|-------------------------------------|-------------|
|  | JY9132 | Super Heavy Duty | 20ft. or 1300lbs. (6m or 600kg) | 100W |
|  | AT12132S | Heavy Duty | 18ft. or 880lbs. (5.5m or 400kg) | 80W |
|  | AT6132S | Medium Duty | 18ft. or 660lbs. (5.5m or 300kg) | 50W |
|  | A8132 | Heavy Duty | 18ft. or 880lbs. (5.5m or 400kg) | 80W |
|  | A5132 | Medium Duty | 16ft. or 550lbs. (5m or 250kg) | 50W |


AC-DC Power Supply Energy-saving Series (24VDC Motor)

Equipped with DPS180-U power supply, this series gate opener can be powered by 100-240VAC electricity directly. The additional battery (NOT Mandatory) and solar panel (Not Incl.) can also power this system. Kindly note that the DPS180-U can NOT connect with battery or solar panel. Support all the TOPENS accessories.

| | Model | Performance | Gate Capability of Each Arm | Motor Power |
|---|-------|-------------|-------------------------------------|-------------|
|  | PW802 | Heavy Duty | 18ft. or 880lbs. (5.5m or 400kg) | 80W |
|  | PW502 | Medium Duty | 16ft. or 550lbs. (5m or 250kg) | 50W |
|  | PW302 | Light Duty | 12ft. or 300lbs. (3.6m or 140kg) | 30W |

Conventional Energy-saving Series (24VDC Motor)

This series gate opener is powered by 24V battery (REQUIRED BUT NOT INCL.), and the included adapter or solar panels ONLY used to charge battery. These four models are compatible with all the TOPENS accessories.

The 20W solar panel and TCS3 solar charge controller are ONLY included in AD8S / AD5S solar kit. 


| | Model | Performance | Gate Capability of Each Arm | Motor Power |
|---|--------|-------------|-------------------------------------|-------------|
|  | AD8(S) | Heavy Duty | 18ft. or 880lbs. (5.5m or 400kg) | 80W |
|  | AD5(S) | Medium Duty | 16ft. or 550lbs. (5m or 250kg) | 50W |




Single Swing Gate Open

Uninterrupted Power Supply Energy-saving Series (24VDC Motor) 🙌


This series gate opener can be powered by 100-240VAC electricity or by battery (NOT incl.). You can use AC power, or solar panel, or both at the same time to charge the battery with the uninterrupted power supply that comes with the package. Support all the TOPENS accessories.




The 20W solar panel is ONLY included in AT12131S / AT6131S solar kit. 

| | Model | Performance | Gate Capability of Each Arm | Motor Power |
|---|--------|-------------|-------------------------------------|-------------|
|  | MT9012 | Heavy Duty | 20ft. or 1200lbs. (6m or 550kg) | 90W |
|  | AT1202 | Heavy Duty | 18ft. or 880lbs. (5.5m or 400kg) | 80W |
|  | AT602 | Medium Duty | 18ft. or 660lbs. (5.5m or 300kg) | 50W |
|  | KD902 | Heavy Duty | 18ft. or 880lbs. (5.5m or 400kg) | 80W |
|  | KD702 | Light Duty | 12ft. or 300lbs. (3.6m or 140kg) | 30W |
|  | HJ4022 | Light Duty | 12ft. or 440lbs. (3.6m or 200kg) | 40W |

Conventional Energy-saving Series (24VDC Motor)

This series gate opener is powered by 24V battery (REQUIRED BUT NOT INCL.), and the included adapter or solar panel is ONLY used to charge battery. These six models are compatible with all the TOPENS accessories.

The 20W solar panel and TCS3 solar charge controller are ONLY included in A8S / A5S / A3S solar kit. 




| | Model | Performance | Gate Capability | Motor Power | Remote Incl. |
|---|-------|-------------|-------------------------------------|-------------|--------------|
|  | A8(S) | Heavy Duty | 18ft. or 880lbs. (5.5m or 400kg) | 80W | 2 |
|  | A5(S) | Medium Duty | 16ft. or 550lbs. (5m or 250kg) | 50W | 1 |
|  | A3(S) | Light Duty | 12ft. or 300lbs. (3.6m or 140kg) | 30W | 1 |



24VDC Motor Rack Drive Series

This series gate opener can be powered by AC electricity or by battery (NOT incl.). You can use AC power, or solar panel, or both at the same time to charge the battery. Support all the TOPENS accessories.

The 30W solar panel kit or gear rack rail is ONLY included in relevant models. 

| | Model | Gate Capability | Motor Power | Gear Rack Type | Gate Moving Speed |
|---|-----------|----------------------|------------------|---------------------------|---------------------|
|  | DKR1100ST | 2600lbs. (1200kg) | 3/5 HP (450W) | Steel Rack, Nylon Rack | 8 in/s (20 cm/s) |
|  | DK1000(S) | 1800lbs. (800kg) | 1/2 HP (350W) | Steel Rack, Nylon Rack | 8 in/s (20 cm/s) |
|  | DKR500ST | 1300lbs. (600kg) | 1/4 HP (180W) | Nylon Rack ONLY | 8 in/s (20 cm/s) |




24VDC Motor Chain Drive Series

This series gate opener can be powered by AC electricity or by battery (NOT incl.). You can use AC power, or solar panel, or both at the same time to charge the battery. Support all the TOPENS accessories.

The 20 feet roller chain is  contained in each package.


The 30W solar panel and TCS3 solar charge controller are ONLY included in relevant models.








| | Model | Gate Capability | Motor Power | Gate Moving Speed |
|---|----------|----------------------|------------------|---------------------|
|  | DKC1100S | 2600lbs. (1200kg) | 3/5 HP (450W) | 8 in/s (20 cm/s) |
|  | DKC1000 | 1800lbs. (800kg) | 1/2 HP (350W) | 8 in/s (20 cm/s) |
|  | DKC500S | 1300lbs. (600kg) | 1/4 HP (180W) | 8 in/s (20 cm/s) |

AC Motor Chain Drive Series

This series gate opener is ONLY powered by AC electricity, and NOT capable with the battery or solar panel.

The 20 feet roller chain is included in each package. 







| | Model | Gate Capability | Motor Power | Gate Moving Speed | Compatible Accessories |
|---|--------|----------------------|---------------------|---------------------|---|
|  | CK2600 | 5700lbs. (2600kg) | 1-1/4 HP (1000W) | 8 in/s (20 cm/s) | All the TOPENS Accessories |
|  | CK1200 | 3400lbs. (1500kg) | 3/4 HP (550W) | 8 in/s (20 cm/s) | All the TOPENS Accessories |
|  | CK1100 | 2800lbs. (1300kg) | 3/5 HP (450W) | 8 in/s (20 cm/s) | NOT Work with TEW3 Vehicle Sensor |
|  | CK700 | 1600lbs. (700kg) | 2/5 HP (300W) | 6 in/s (15 cm/s) | NOT Work with TEW3 Vehicle Sensor |
|  | CK500 | 1300lbs. (600kg) | 2/5 HP (300W) | 8 in/s (20 cm/s) | NOT Work with TEW3 Vehicle Sensor |



AC Motor Rack Drive Series

This series gate opener is ONLY powered by AC electricity and NOT capable with the battery or solar panel.

The nylon or steel gear rack is ONLY included in relevant models.  

| | Model | Gate Capability | Motor Power | Gear Rack Type | Gate Moving Speed | Compatible Accessories |
|---|---------|----------------------|---------------------|------------------------|---------------------|-----------------------------------|
|  | RK2600T | 5700lbs. (2600kg) | 1-1/4 HP (1000W) | Steel Rack ONLY | 8 in/s (20 cm/s) | All the TOPENS Accessories |
|  | RK1200T | 3400lbs. (1500kg) | 3/4 HP (550W) | Steel Rack, Nylon Rack | 8 in/s (20 cm/s) | All the TOPENS Accessories |
|  | RK1100T | 2800lbs. (1300kg) | 3/5 HP (450W) | Steel Rack, Nylon Rack | 8 in/s (20 cm/s) | NOT Work with TEW3 Vehicle Sensor |
|  | RK990T | 2200lbs. (1000kg) | 1/2 HP (370W) | Steel Rack, Nylon Rack | 8 in/s (20 cm/s) | All the TOPENS Accessories |
|  | RK700T | 1600lbs. (700kg) | 2/5 HP (300W) | Nylon Rack ONLY | 6 in/s (15 cm/s) | NOT Work with TEW3 Vehicle Sensor |
|  | RK500T | 1300lbs. (600kg) | 2/5 HP (300W) | Nylon Rack ONLY | 8 in/s (20 cm/s) | NOT Work with TEW3 Vehicle Sensor |

Classic Garage Door Opener




CASAR800

User-friendly Door Opener

- Pulling Force: 2 HPs (800 N)
- Max. Door Height: 7.5 feet (2.3 m)

Strong heavy-duty 24VDC motor lifts your garage door with superior performance. This powerful & reliable motor provides quieter and safer operations. Steel-reinforced rail systems allow for long-lasting service life.

Original Gate Opener Accessories

Available at TOPENS Store

**TC186 / TC186-R WiFi
Smartphone Remote**



**M12 Remote Control
Transmitter**



**ERM12 Universal
External Receiver**



**ET24 Electric
Gate Lock**



**TC188 Universal
Keypad**



TC175P Wired Keypad



TKP3 Wireless Keypad



**TEW3 Vehicle Sensor
Exit Wand**



**TC148 Waterproof
Wall Push Button**



**TC147 Wall
Push Button**



**TC173 Wireless
Push Button**



**HLR01 Homelink
Remote Control Kit**



**TRF3 Reflection
Photocell Sensor**



**TC102 Photo Eye
Beam Sensor**



**24V / 110V / 230V
Warning Light**



**TCS3 Solar
Charge Controller**



**TSQ20W 24V 20W Solar
Panel Kit**



**TSP30W 24V 30W Solar
Panel Charging Kit**



TS24-U Adapter



**DPS180-U AC-DC
Power Supply**



**UPS01 Uninterrupted
Power Supply**




**25FT Extension 5
Conductor Cable**



**RNH2 Heavy Duty
Nylon Gear Rack**



**RNH4 Heavy Duty
Nylon Gear Rack**



**SR02 Heavy Duty
Steel Gear Rack**



**LT08B 20 Feet
Roller Chain**



Replacement Parts

Arm (Actuator)



PCB Control Board



Limit Switch



**MK01 Mounting
Hardware Kit**





<http://www.topens.com>



support@topens.com



Tel: +1(888) 750 9899 (Toll Free USA & Canada)



facebook.com/topensopener



twitter.com/topensopener



youtube.com/topens

Documents / Resources

| | |
|---|--|
|  | <p>TOPENS RK1200T Automatic Sliding Gate Opener [pdf] Instruction Manual RK1200T Automatic Sliding Gate Opener, RK1200T, Automatic Sliding Gate Opener, Sliding Gate Opener, Gate Opener, Opener</p> |
|---|--|

References

- [User Manual](#)