



# TOPDON Toyota Key Fob Top Key Car Key Programmer User Manual

[Home](#) » [TOPDON](#) » TOPDON Toyota Key Fob Top Key Car Key Programmer User Manual 

## Contents

- [1 TOPDON Toyota Key Fob Top Key Car Key Programmer](#)
- [2 Key programmer](#)
- [3 PRODUCT OVERVIEW](#)
- [4 IMPORTANT NOTICES](#)
- [5 WHAT IS INCLUDED](#)
- [6 HOW TO USE](#)
- [7 Pair the key with the vehicle](#)
- [8 SPECIFICATIONS](#)
- [9 WARRANTY](#)
- [10 FCC WARNING](#)
- [11 Documents / Resources](#)
- [12 Related Posts](#)



TOPDON Toyota Key Fob Top Key Car Key Programmer



## Key programmer

### WELCOME

Thank you for purchasing our TOP KEY. If any issues arise during its use, contact support@topdon.com.

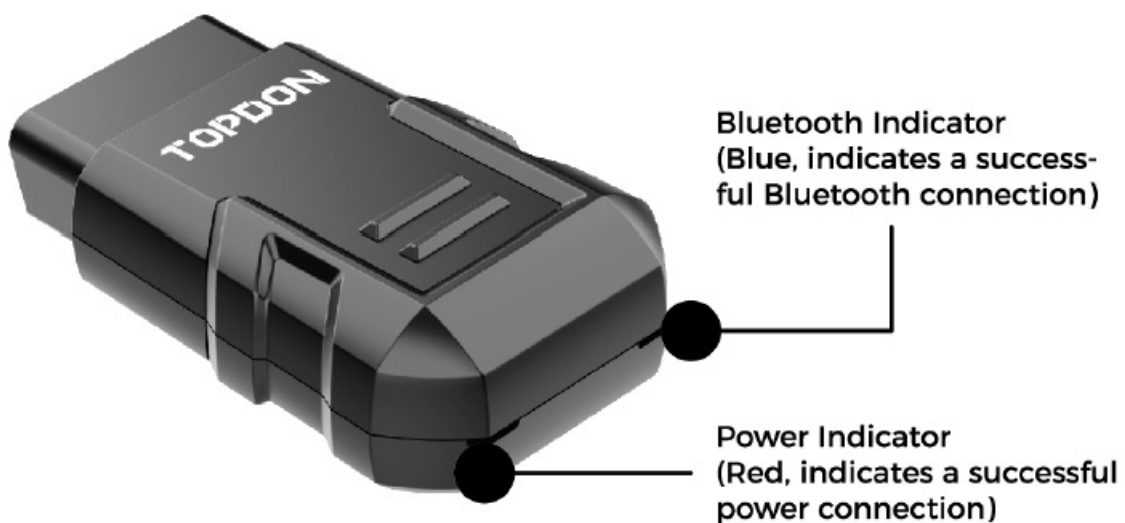
### ABOUT

The TOP KEY product is designed to help car owners carry out the car key replacement in minutes, greatly simplifying the process of replacing damaged or lost keys. It features OBD functions and adapts to most car models.

### COMPATIBILITY

Our TOP KEY series contains multiple models, compatible with different vehicles. Scan the QR code to get the exact vehicle models that your key adapts to.

## PRODUCT OVERVIEW



## IMPORTANT NOTICES

- Before pairing. verify the compatibility of the key blade and appearance with the make. model and year of your vehicle.
- One existing key. already paired to your vehicle is necessary before you can use the key programmer.
- All existing keys must be present during the pairing process.
- The new key **MUST** be cut prior to pairing.
- Ensure that the vehicle battery is fully charged and is in good condition.
- Turn off all the vehicle electronics including headlights. radio. etc. during the process.
- Only the key's original features will work on the new key. regardless of buttons included on the new key. This key does not add remote features that your vehicle did not have before.

## WHAT IS INCLUDED

- TOP KEY
- Car Key
- User Manual

## HOW TO USE

### 1. Cut the key

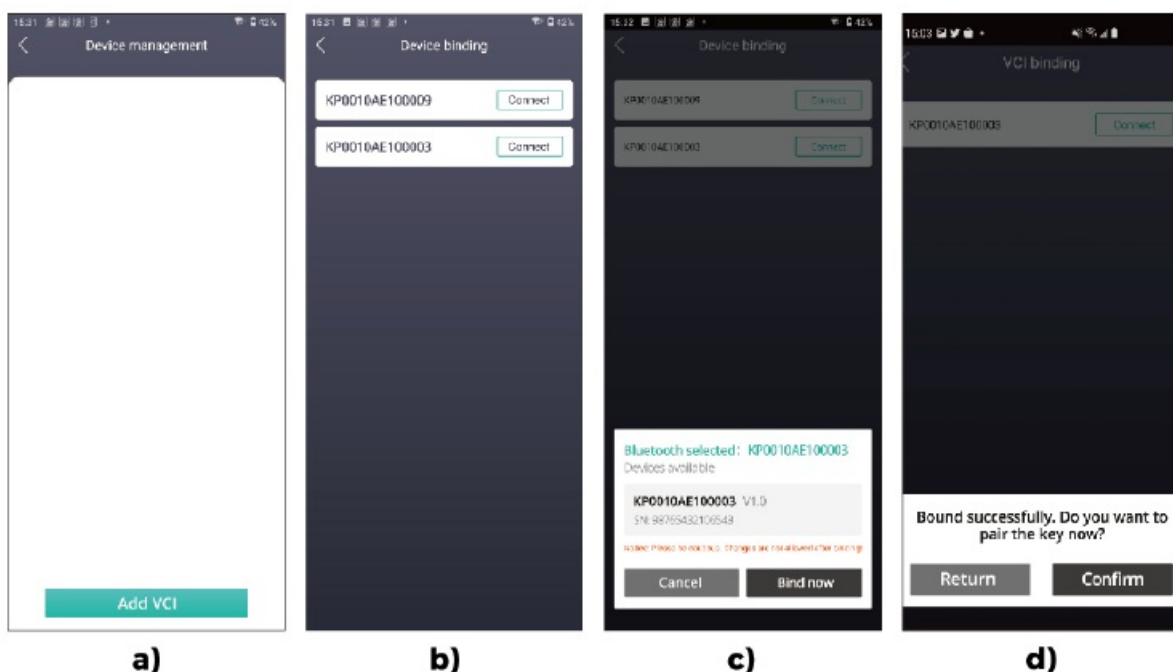
Go to a professional to have the TOP KEY replacement key cut. If you are unsure where to go. locksmiths. hardware stores. and even some supermarkets can cut keys.

### 2. Download App and Log In

Search "TOP KEY" in App Store or Google Play to find the TOP KEY App. Download and install the App. Register an account with your email address and log in.

### 3. Connect the VCI to App

After you log into the TOP KEY App. it will prompt you to bind a device. You can choose to skip this action. or directly bind the VCI. If you skip. you can tap VCI MANAGEMENT on the Homepage to connect the VCI later. If you choose to bind directly. plug the VCI into the vehicle's OBDII port first. then follow the steps to operate.



1. Tap Add VCI.
2. Tap Connect after the VCI is searched.
3. Confirm the serial number and tap Bind now.
4. Bind successfully. You can continue to pair the key or return to the Homepage to pair the key later. Tap ADD KEY on the Homepage when you are ready to pair the key.

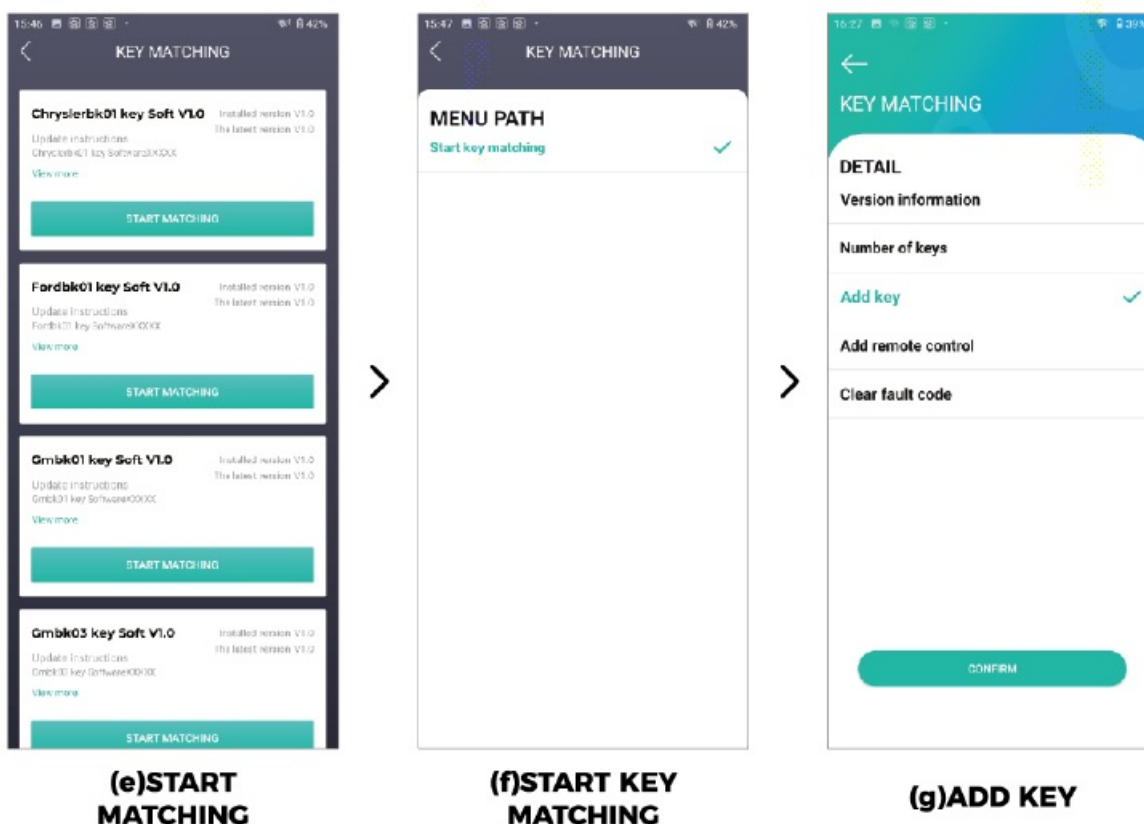
## Notes

- TOP KEY's serial number can be found on the VCI or the label of the package.
- Make sure to turn on the Bluetooth on your smartphone and allow the TOP KEY app to access the location of your device.
- Keep your mobile device close to the VCI to ensure a successful connection.
- If the connection fails, then unplug the VCI and plug it again to retry.

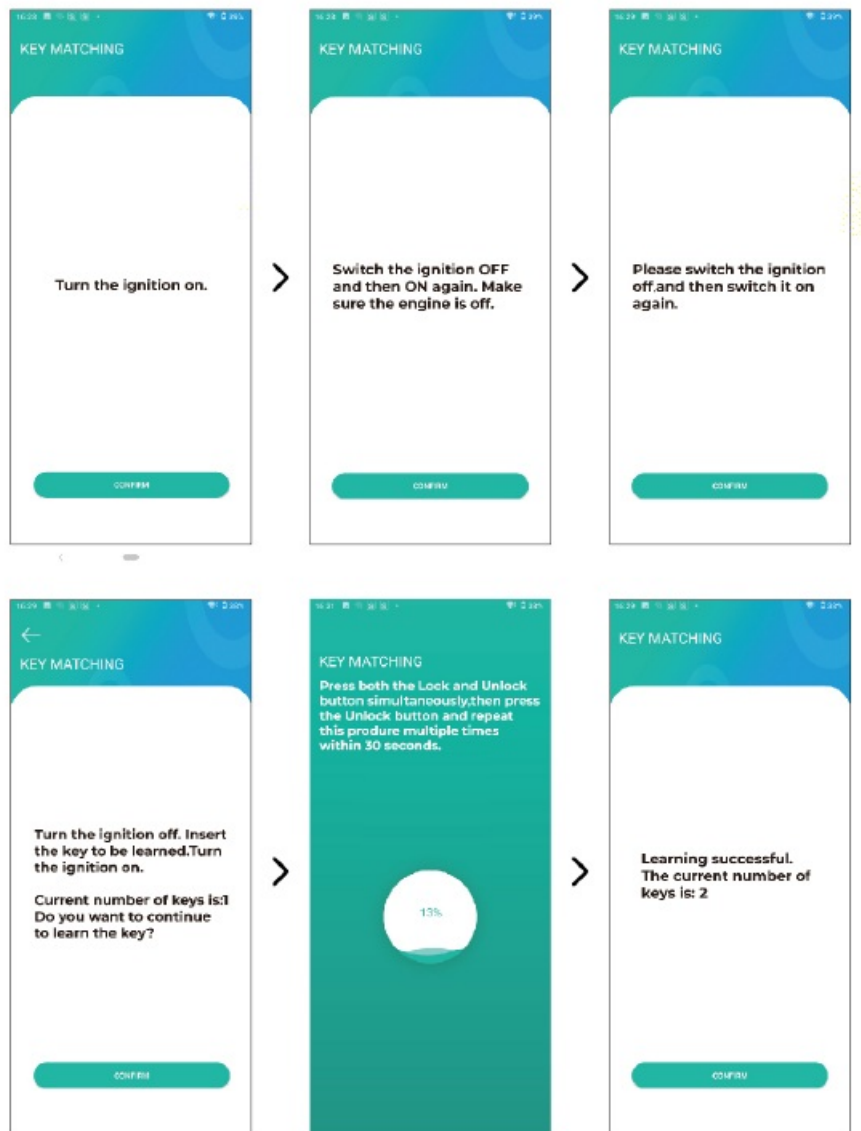
## Pair the key with the vehicle

The following steps are just for your reference, taking a Chrysler model as an example. The process can vary according to each model. Follow carefully the instructions that will show up on the app.

1. After you enter the KEY MATCHING page, tap DOWNLOAD to access the corresponding model software. Make sure that your network is available.
2. Tap (e)START MATCHING > (f)START KEY MATCHING> (g)ADD KEY and confirm.



3. Follow the instructions on the app to complete the operation.



## SPECIFICATIONS

- Working Voltage  
DC 9V-18V
- Bluetooth Distance  
393 inches
- Working Temperature  
-10°( to 55°( (14°F-131 °F)
- Storage Temperature  
-20°C to 75°C (-4°F-167°F)
- Dimensions  
5.59\*4.84\*1.5 inches
- Weight  
4.94 oz

## HOMEPAGE

- After you finalize the key pairing. go to the Homepage to access other functions.

## ADD KEY

- Tap it to add a key or remote control after connecting the VCI to the app.

## OBDII/EOBD

- This function supports full OBD II functions, including: Read Codes, Erase Codes, I/M Readiness, Data Stream, Freeze Frame, 02 Sensor Test, On-Board Monitor Test, EVAP System Test, and Vehicle Information.

## VEHICLE MANAGEMENT

- Tap it to check the vehicle information.

## VCI MANAGEMENT

- Use this function to connect the VCI to the app.



## WARRANTY

TOPDON's One Year Limited Warranty.

TOPDON warrants its original purchaser that the company's products will be free from defects in material and workmanship for 12 months from the date of purchase.

For defects reported during the warranty period, TOPDON will either repair or replace the defective part or product, according to its technical support analysis and confirmation. TOPDON shall not be liable for any incidental or consequential damages arising from the device's use, misuse, or mounting. Some states do not allow limitations on how long an implied warranty lasts, so the above limitations may not apply to you.

This limited warranty is void under the following conditions, misused, disassembled, altered, or repaired by

unauthorized stores or technicians. careless handling, and operation violation.

Notice, All information in this manual is based on the latest information available at the time of publication, and no warranty can be made for its accuracy or completeness. TOPDON reserves the right to make changes at any time without notice.


## FCC WARNING

This device complies with Part 15 of the FCC Rules. Its operation is subject to the following two conditions:

(i) this device may not cause harmful interference, and  
(2) this device must accept any interference received, including interference that may cause undesired operation.  
Any changes or modifications not expressly approved by the party responsible for compliance could void the user's authority to operate the equipment.

- TEL  
86-755-21612590  
1-833-629-4832 (NORTH AMERICA)
- EMAIL  
[SUPPORT@TOPDON.COM](mailto:SUPPORT@TOPDON.COM)
- WEBSITE  
[WWW.TOPDON.COM](http://WWW.TOPDON.COM)
- FACEBOOK  
@TOPDONOFFICIAL
- TWITTER  
@TOPDONOFFICIAL

## Documents / Resources

	<p><a href="#">TOPDON Toyota Key Fob Top Key Car Key Programmer</a> [pdf] User Manual Toyota Key Fob, Top Key Car Key Programmer, Toyota Key Fob Top Key Car Key Programmer, Top Key, Car Key Programmer, Programmer</p>
---	--