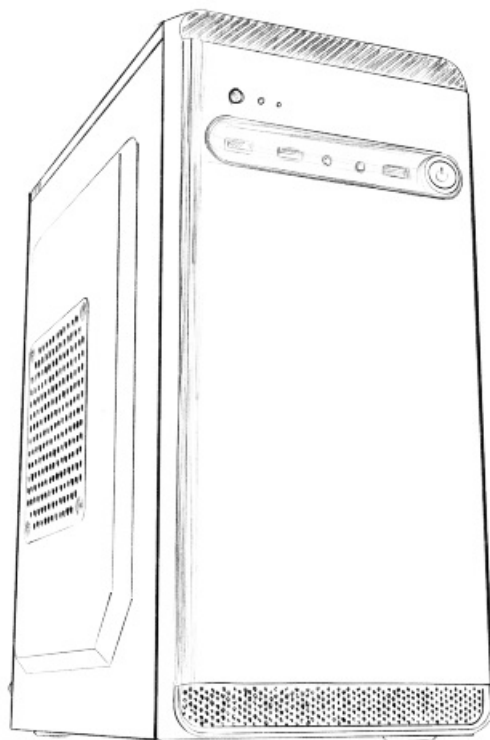


## TooQ TQC-4702U3C-B Computer Case Mini Tower Black Instruction Manual

[Home](#) » [TooQ](#) » TooQ TQC-4702U3C-B Computer Case Mini Tower Black Instruction Manual 

**TooQ TQC-4702U3C-B Computer Case Mini Tower Black**



## Contents

[1 specifications](#)

[2 INSTALLATION  
INSTRUCTIONS](#)

[3 Documents / Resources](#)

[4 Related Posts](#)


## specifications

All specifications are subject to change without notice. Please check with your supplier for exact offers. Products may not be available in all markets. Product color and bundled software versions are subject to change without notice.

Brand and product names mentioned are trademarks of their respective companies.

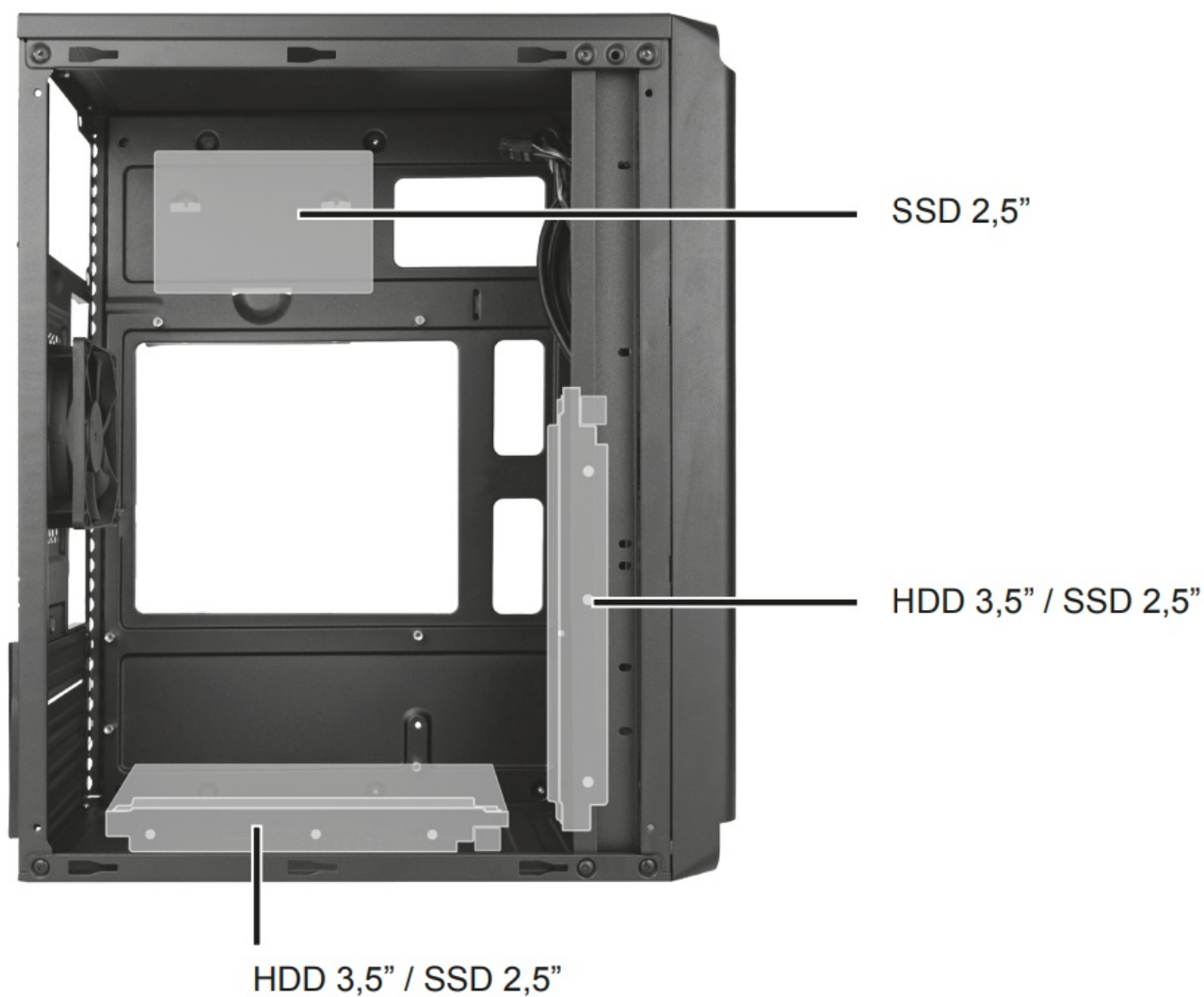
## INSTALLATION INSTRUCTIONS

1. To remove the side panels, unscrew the screws at the rear and slide the panels out



2. You can install up to 2 x 3.5" hard disks in the available slots. By aligning the holes of the hard disk and securing them with the 4 screw
3. You can install up to 3 x 2.5" hard disks in the available slots. By aligning the holes of the hard disk and securing them with the 4 screws.

#### 4. Ventilation system



**Front:** 1 x 120 mm (not included).

**Side:** 1 x 120 mm (not included).

**Rear:** 1 x 80 mm (Included).

Support GPU max 220mm long.

Supports CPU cooler up to 140mm in height.

#### 5. Front USB I/O connectors


1 x USB3.0 / 2 x USB2.0 / HD Audio

Manuals available at:

[www.tooq.com](http://www.tooq.com)

Released in 2023/08

**TooQ**  
CREATE ▼ INSPIRE



[TooQ TQC-4702U3C-B Computer Case Mini Tower Black](#) [pdf] Instruction Manual  
TQC-4702U3C-B Computer Case Mini Tower Black, TQC-4702U3C-B, Computer Case Mini To  
wer Black, Case Mini Tower Black, Mini Tower Black, Tower Black, Black