



tonies Toniebox Audio Player Starter Set with Playtime Puppy User Guide

[Home](#) » [tonies](#) » tonies Toniebox Audio Player Starter Set with Playtime Puppy User Guide 



Toniebox Audio Player Starter Set with Playtime Puppy User Guide


Contents

- [1 Toniebox Audio Player Starter Set with Playtime Puppy](#)
- [2 Setting up your Toniebox](#)
- [3 Playtime Songs](#)
- [4 Playing and pausing](#)
- [5 Skip back and forth](#)
- [6 How to charge your Toniebox](#)
- [7 LED display overview](#)
- [8 Documents / Resources](#)
- [9 Related Posts](#)


Toniebox Audio Player Starter Set with Playtime Puppy

Welcome ti the Tonie-Universe

Niel I'm Playtime Puppy, one of the many Tonies compatible with your new Toniebox. Before you begin, I will walk you through a simple connection process. Your Toniebox will be up and running I 11 no time!



Setting up your Toniebox is easy! You will need:



Tip: You need to keep the Toniebox within dose range of your Wi-Fi signal during setup. The better the connection, the sooner you can start listening,

Setting up your Toniebox

Set up your Toniebox and start listening

Before you can use your new Toniebox, you must first set it up. You'll need a smartphone, tablet or computer to get started.




Download the free mytonies app and follow the step-by-step guide to set up your Toniebox. You can also visit my.tonies.com/setup-toniebox

You can always access your Tonies and Toniebox settings through your free Tonie-Account.



Find additional answers, nstructions and video tutorials at support.tonles.com
Hi I'm Playtime Puppy.
I like to sing songs that get you moving and grooving!



Playtime Songs

Here's a list of songs we can sing together:

The Wheels on the Bus	Pat-a-Cake
If You're Happy and You Know It	It's Raining, It's Pouring
The Muffin Man	The Alphabet Song
Jack Be Nimble	Miss Polly
it sy pier	I Wanna Be Clean/Hygiene
Rain, Rain, Go Away	The Ants Go Marching
Baby Shark	I Know an Old Lady (Who S
Let's Get Ready	Hickory Dickory Dock
Old MacDonald Had a Farm Mary Had a Little Lamb	I Had a Little Nut Tree
All the Little Raindrops	Row, Row, Row Your Boat
Down by the Bay	I'm Growing Up
Jack and Jill	Skip to My Lou
Clean Up Song	Peter Piper
Bingo	I'm a Little Teapot
Hot Cross Buns	Oats, Peas, Beans, and Ba
One Potato,	Head, Shoulders, Knees, a
Two Potato	Skidarmarink

Running time: approx. 45 minutes



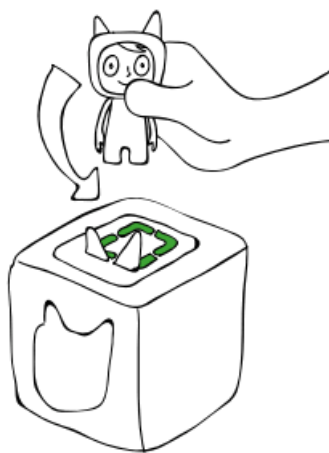


The Toniebox makes listening east.
Using the Toniebox is so simple:



How to turn your Toniebox on

Pinch one of the ears with your thumb and forefinger or place the box on its charging station.



Playing and pausing

When the light on your Toniebox turns green, place a Tonie on top. Want to pause the story or song? Just remove the Tonie from the Toniebox. When you place your Tonie back on, it will pick back up from the same spot as long as another Tonie hasn't been played in between.

How to turn the volume up and down

Pinch the big ear to turn up the volume of the Toniebox. Use the little ear to turn it down.



own

volume of the
n it down.

YOU CAN SET THE
MAXIMUM VOLUME
AND MUCH MORE
IN YOUR
TONIE-ACCOUNT!



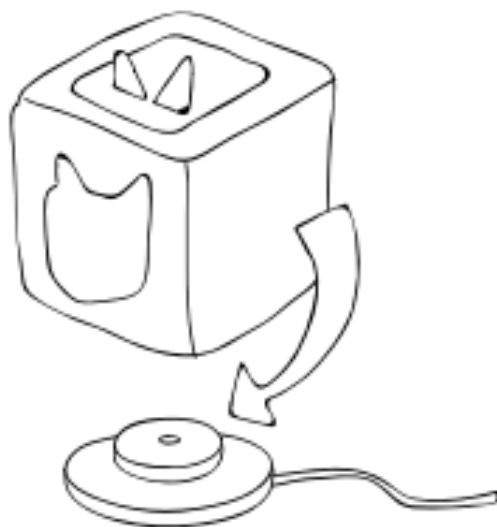
Skip back and forth



To skip back and forth between chapters, hold your Toniebox with one hand and tap on its side with the other. To fast-forward or rewind, tilt the box to one side.








How to charge your Toniebox


Even a Toniebox needs a little rest and relaxation sometimes. The LED will glow green when the battery is sufficiently charged. The LED lights up orange when the battery is low.



LED display overview

The Toniebox has different LED indicators. Here's a brief overview:

	Color	LED Display Meaning
	Flashing green	Factory setting: Please install
	Green light	Everything's good to go. The battery is sufficiently charged and the Toniebox is ready to play.
	Pulsing blue	The Toniebox is in connection mode and can now look for new wireless internet connections.
	Flashing blue	This may mean the following: a. The Toniebox is connected to the internet and is downloading new Tonie content. b. The Toniebox is looking for available wireless Internet connections before it switches into connection mode (lasts approximately 20 seconds).
	Orange light	Warning — low battery! Place your Toniebox on the charging station to recharge the battery.
	Red light	Oops! An error has occurred. Your Toniebox will tell you which error it is in a voice message.
	White light	Offline mode



Quick troubleshooting tips



Mee a help?

Here are a few tips to get you started

For additional help visit: support.tonies.com

Tip 1: The classic restart If your Toniebox is having a hard time, sometimes a restart will do the trick. To restart, remove your Toniebox from the charging station, turn it on its head and press both ears until you hear a sound (approximately 10 seconds).

Tip 2: Reset the Toniebox to its factory settings As a last resort, you can reset your Toniebox to its factory settings. To do this, turn both the Toniebox and its connected charging station upside down. Press both ears of the Toniebox until you hear a sound (approximately 10 seconds).

Warning: By resetting your Toniebox to factory settings, all network connections, contents and settings will be deleted.

Tip 3: Check the support code word In the event of a more complex problem, your Toniebox will provide a code word. You can find out what it means and how to resolve the problem by calling our support line at 877-MY-TONIES (877-698-6643) or by visiting support.tonies.com



Documents / Resources



[tonies Toniebox Audio Player Starter Set with Playtime Puppy](#) [pdf] User Guide
B093TMHGKD, Toniebox Audio Player Starter Set with Playtime Puppy, Toniebox Audio Player Starter Set, Toniebox, Audio Player Starter Set, Playtime Puppy