



# TOA N-SP80MS1 Intercom System Installation Guide

[Home](#) » [TOA](#) » TOA N-SP80MS1 Intercom System Installation Guide 

## Contents

- [1 TOA N-SP80MS1 Intercom System](#)
- [2 OVERVIEW](#)
- [3 CONNECTING THE PHONE](#)
- [4 PRECAUTIONS](#)
- [5 PACKAGE CONTENTS](#)
- [6 Tips for Using N-SP80MS1](#)
- [7 Documents / Resources](#)
- [8 Related Posts](#)



**TOA N-SP80MS1 Intercom System**

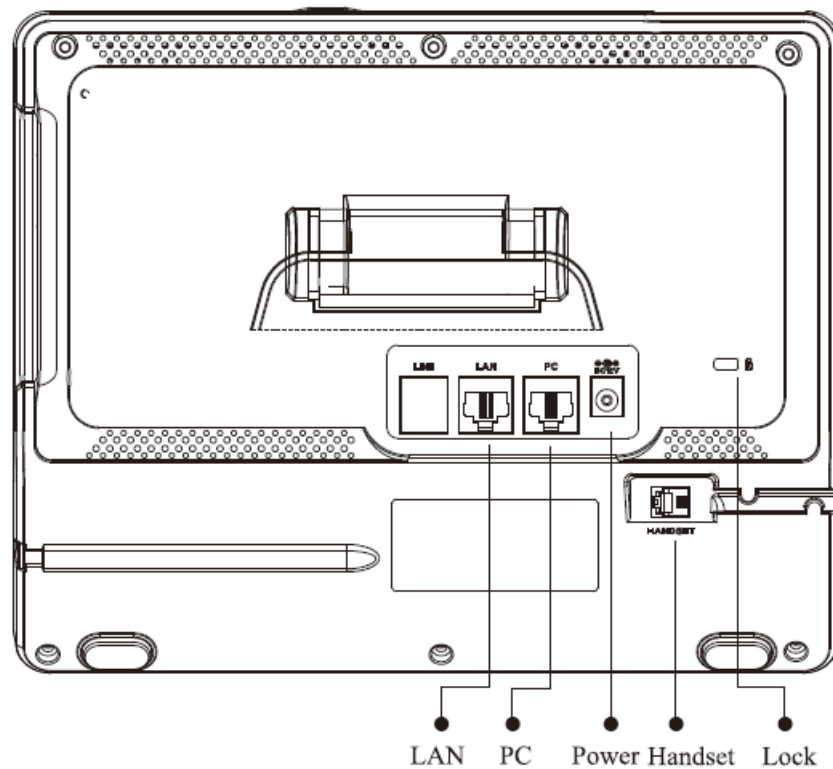


## OVERVIEW

N-SP80MS1 represents the future of enterprise business telephones in modern Internet age. Featuring Android Operating System 4.2 and its vast number of yct party applications, a 7 inch capacitive touch screen TFT LCD with an adjustable inclination angle, 2M CMOS sensor camera, embedded antenna, dual Fast Ethernet ports, integrated PoE and Bluetooth, this unique product is distinguished in a special class of its own.

## CONNECTING THE PHONE

1. Connect the handset and main phone case with the phone cord;
2. Connect the LAN port of the phone to the RJ-45 socket of a hub/switch or a router using the Ethernet cable;
3. Connect the 12V DC output plug to the power jack on the phone; plug the power adapter into an electrical outlet;
4. The LCD will display booting up or firmware upgrading information. Before continuing, please wait for the main screen display to show up;
5. You can further configure network connection using either static IP, DHCP and etc from the menu of the touch screen;



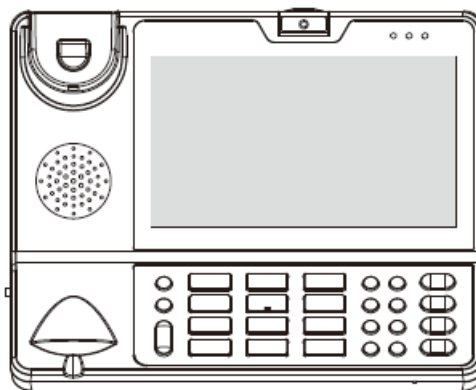
## PRECAUTIONS

**WARNING:** Please DO NOT power cycle the N-SP80MS1 during system boot up or firmware upgrade. You may corrupt firmware images and cause the unit to malfunction.

**WARNING:** Use only the power adapter included in the N-SP80MS1 package. Using an alternative non-qualified power adapter may possibly damage the unit.

## PACKAGE CONTENTS

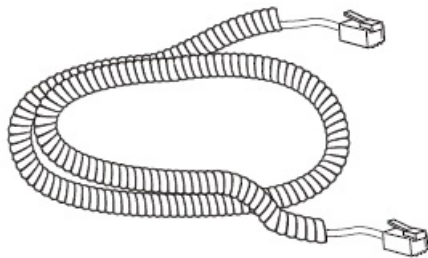
- 1 x N-SP80MS1 Main Case



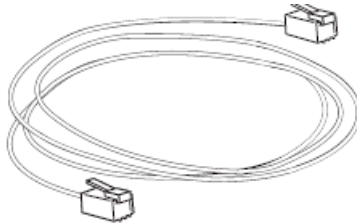
- 1 x Handset




- 1 x Phone Core



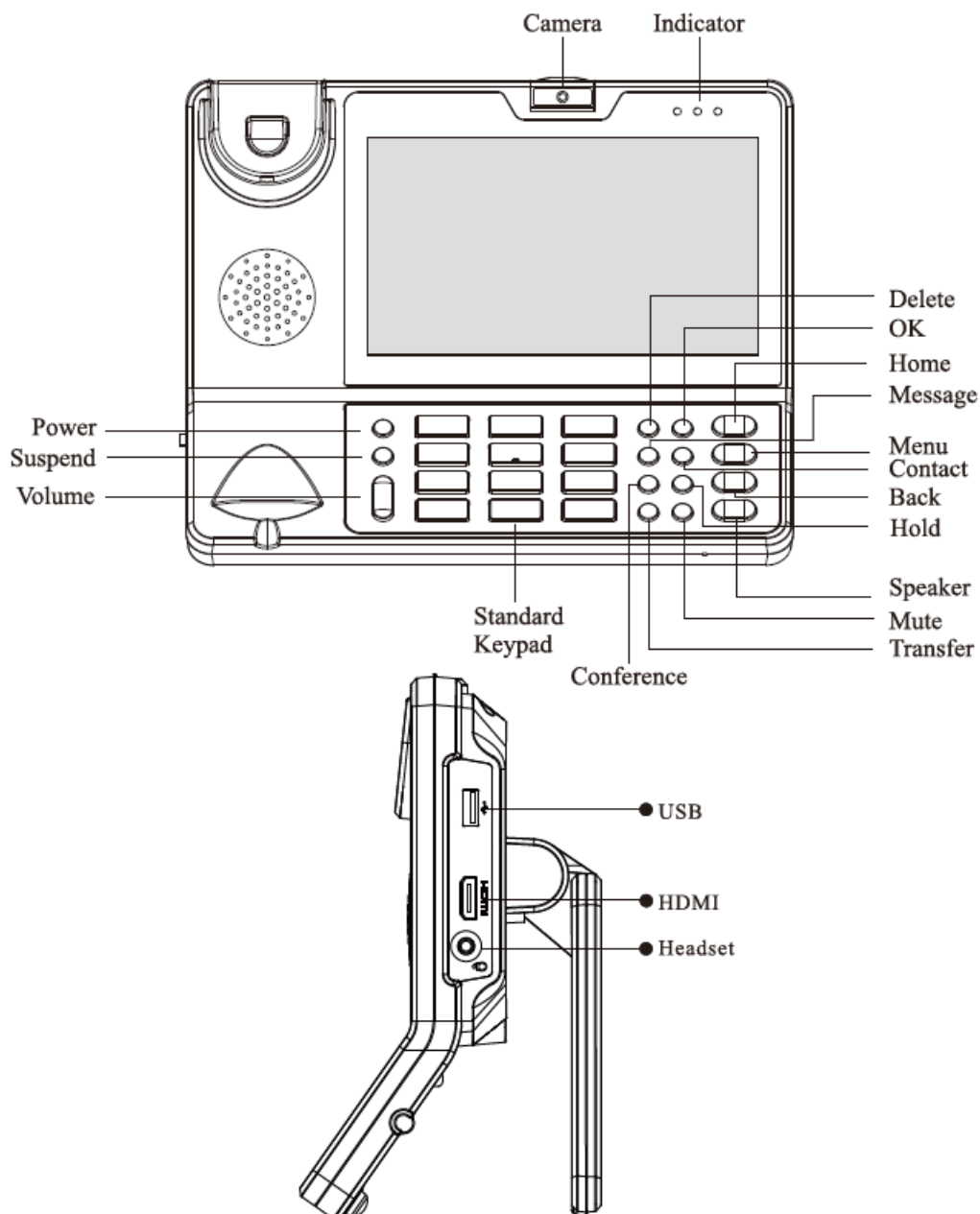
- 1 x Ethernet Cable



- 1 x Quick Installation Guide




## **Tips for Using N-SP80MS1**



## Experiencing N-SP80MS1 SIP Multimedia Station

Thank you again for purchasing N-SP80MS1 SIP Multimedia Station, it will be sure to bring convenience and color to both your business and personal life.

## Documents / Resources



[TOA N-SP80MS1 Intercom System](#) [pdf] Installation Guide  
N-SP80MS1 Intercom System, N-SP80MS1, Intercom System