



TOA AM-1B Real-Time Steering Array Microphone User Manual

[Home](#) » [TOA](#) » TOA AM-1B Real-Time Steering Array Microphone User Manual 

Contents

- [1 TOA AM-1B Real-Time Steering Array Microphone](#)
- [2 Unobstrusive desktop design](#)
- [3 Unprecedented voice-tracking capability](#)
- [4 APPEARANCE](#)
- [5 CONNECTION](#)
- [6 APPLICATION](#)
- [7 SPECIFICATIONS](#)
- [8 Documents / Resources](#)
 - [8.1 References](#)
- [9 Related Posts](#)



TOA AM-1B Real-Time Steering Array Microphone



Equipped with a built-in sensor to detect and track sound sources, the TOA Real-time Steering Array Microphone captures voices clearly and continuously from either side, above or below. This frees speakers to move back and forth in the vicinity of the podium, turn or tilt their heads to address different sections of the audience, or gesture naturally without concern for the location of the microphone. Placed unobtrusively on top of the podium or pulpit, this innovative voice-tracking microphone completely eliminates the interference and inconvenience of gooseneck or handheld mikes.

Unobstrusive desktop design

Adopts an innovative pad-like form permitting unobtrusive placement flat on the podium.

- Removal of barrier between speaker and audience
- Freedom to adopt a comfortable speaking posture
- Ability to move and gesture naturally

Unprecedented voice-tracking capability

Features a unique ability to detect the speaker's voice, and to track and capture it clearly and reliably, even if the speaker is moving.

- Built-in voice detection/tracking sensor
- Voice capture from up to 3 meters and to tracking range angles up to 180 degrees
- Level compensation for reduced volume variations
- Narrow (50-degree) directivity assuring minimal acoustic feedback




APPEARANCE

AM-1B Array Microphone



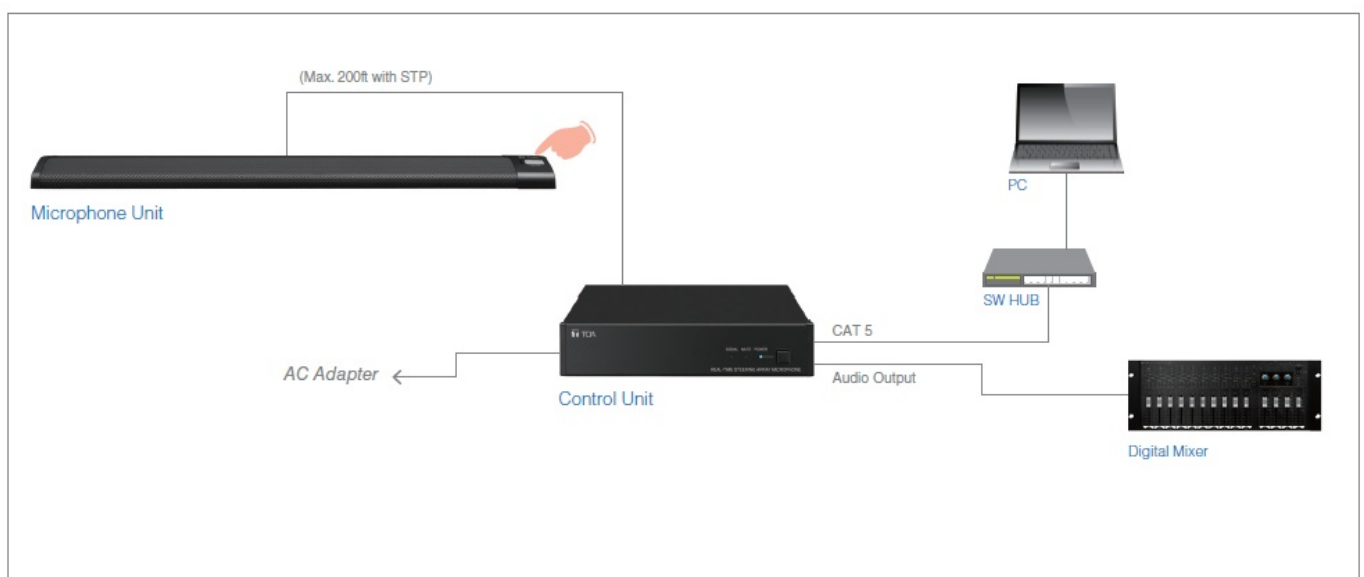
AM-1W Array Microphone



Control Unit (common)




CONNECTION



APPLICATION

Houses of Worship



Auditorium, seminar/meeting rooms



SPECIFICATIONS

	AM-1B	AM-1W
<i>Array Microphone Unit</i>		
Power Source	24V DC (supplied from the Control Unit)	
Microphone	Unidirectional electret condenser microphone	
Directivity Angle	Horizontal 50° (800 Hz – 18 kHz, Array mode), 180° (Cardioid mode) Vertical: 90°	
Frequency Response	150 Hz – 18k Hz	
Maximum Input Sound Pressure	100 dB SPL	
Operation	Mute switch	
Indicator	Microphone status indicator (output: green, mute: red)	
Microphone Cable	Shielded twisted pair cable 10m (32.81 ft) with connector equivalent to TA-3	
Maximum Cable Length	70 m (229.66 ft) (use of the AES\EBU cable)	
Finish	Body, punched net: Surface-treated steel plate, black, 30% gloss Side cover: ABS resin black	Body, punched net: Surface-treated steel plate, white(RAL9016 equivalent), 30 % gloss Side cover: ABS resin white (RAL9016 equivalent)
Dimensions	483.9 (W) x 22.1(H) x 64.9 (D) mm (19.05" x 0.87" x 2.56") excluding cable	
Weight	1.2 kg (2.65 lbs.)	

Control Unit


Operating Temperature	0 °C to +40 °C (32 °F to 104 °F)
Operating Humidity	90 % RH (no condensation)
Accessory	Removable terminal plug (3 pins)
Option	AC Adapter : AD-246 Rack mounting bracket : MB-15B-BK (for rack mounting one control unit), MB-15B-J(for rack mounting two control units) Wall mounting bracket: YC-850 (for one control unit)

TOA Corporation

www.toa.jp

Specifications are subject to change without notice. (2205) 833-61-100-02-03

Documents / Resources

	<p>TOA AM-1B Real-Time Steering Array Microphone [pdf] User Manual AM-1B Real-Time Steering Array Microphone, AM-1B, Real-Time Steering Array Microphone, Steering Array Microphone, Array Microphone, Microphone</p>
--	---

References

- [Home | TOA Corporation](#)