



TMKB T63 Wireless Gaming Keyboard User Manual

[Home](#) » [TMKB](#) » TMKB T63 Wireless Gaming Keyboard User Manual 



T63 PRODUCT USER MANUAL

Contents

- [1 Specifications](#)
- [2 Instruction for Using Fn Key](#)
- [3 Toggle switch & Indicator](#)
- [4 Documents / Resources](#)
 - [4.1 References](#)

Specifications

Product Name: T63
Backlight: RGB
Battery: 3000 mAh

Key: 63 Keys

Size: 292.8×101×42mm

Package Included: Keyboard Type-C Cable Keycaps Puller User Manual 2.4G Dongle

Bluetooth: TMKB T63

Material: Case-ABS, Keycaps-ABS

Optional Mode: Wired / Bluetooth/2.4G

Interface Type: Type-C/Bluetooth/2.4G

Product Weight: 640g±20g

If you have any problems or need assistance related to this product, please feel free to ask our customer service for help. Email:customer@Kemove.com

Instruction for Using Fn Key

Bluetooth



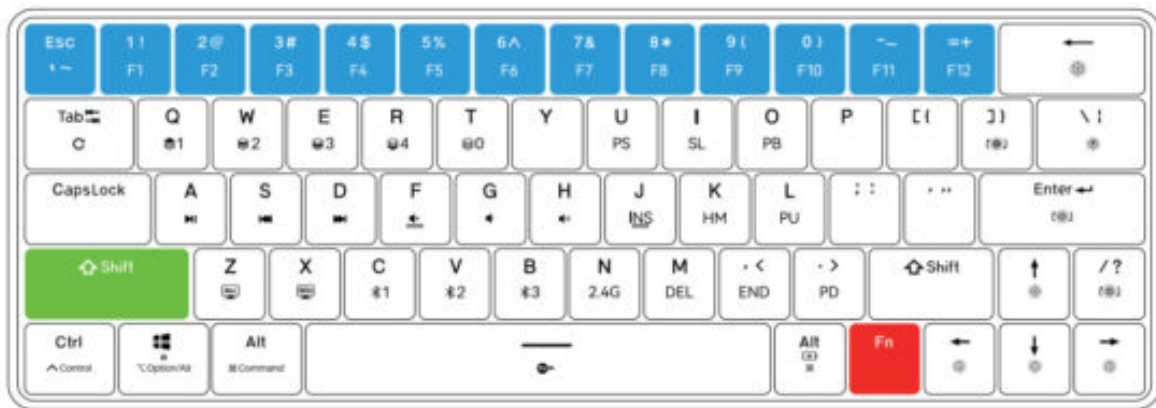
1. Set the switch of the back to bluetooth mode.
2. Long press Fn+C/V/B, the light of C/V/B key blinks to turn on the Bluetooth pairing, and search “TMKB T63” to complete the connection pairing.
3. Short press Fn+C/V/B to switch to the connected Bluetooth device 1/2/3.

Profile & Function



Fn: check current configuration layer, system layout and Bluetooth channel.

1. **Fn** key pressed, the lighting key(Q/W/E/R/T KEY) corresponded to the current configuration layer.
2. **Fn** key pressed, the lighting key (Z/X KEY) corresponded to the current system.
3. **Fn** key pressed, the lighting key(C/V/B KEY) corresponded to the current channel of Bluetooth.



Fn+1: F1 Fn+2: F2 Fn+3: F3 Fn+Esc: `~
 Fn+4: F4 Fn+5: F5 Fn+6: F6 Fn+Shift+Esc: ~
 Fn+7: F7 Fn+8: F8 Fn+9: F9
 Fn+0: F10 Fn+_: F11 Fn+=: F12



Fn+U: PrtSc Fn+I: ScrLK Fn+O: Pause
 Fn+J: Ins Fn+K: Home Fn+L: PgUp
 Fn+M: Del Fn+,: End Fn+>: PgDn



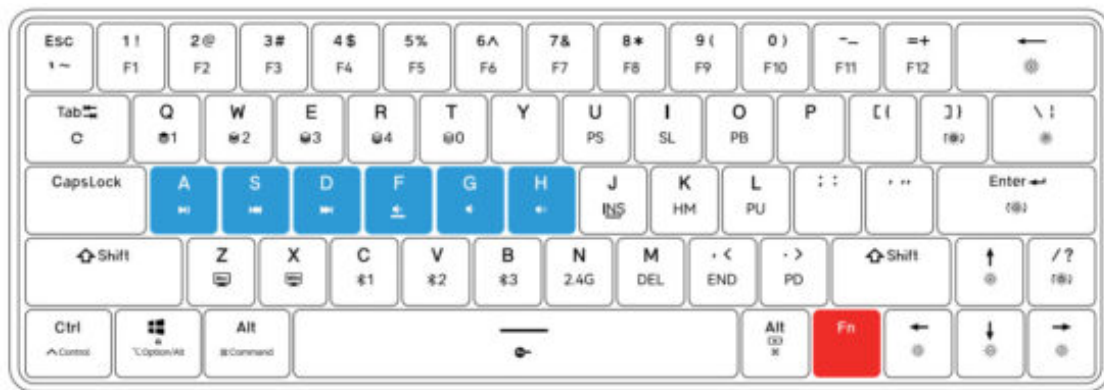
Fn+Q: Profile 1 Fn+W: Profile 2 Fn+E: Profile 3 Fn+R: Profile 4
 Fn+T: Profile 0

Fn+Tab: Press long until light of the keyboard blinks, the keyboard reset to the factory default settings.

Fn+Win: Win key locked / unlocked (Win key light change to white when locked, it follows current light mode when Win key is unlocked.)

Fn+Spacebar: Fn key locked/unlocked (Fn key flashes red light when locked, it follows current light mode when Fn key is unlocked.)

Multi-Media



Fn+A: Play / Pause

Fn+S: Previous song

Fn+D: Next song

Fn+F: Mute

Fn+G: Volume down

Fn+H: Volume up

Lighting



Fn+Backspace: Turn the light on / off

Fn+]: Change custom lighting

Fn+[: Power saving mode

Fn+Enter: Switch light colours

Fn+/: Switch light modes

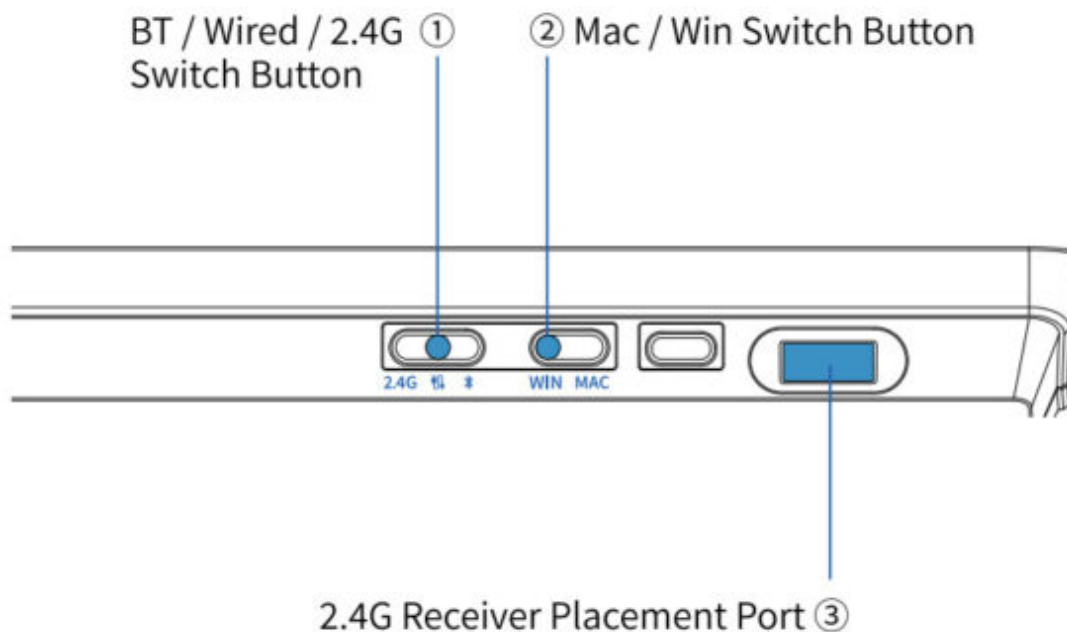
Fn+↑: Increase light brightness

Fn+↓: Weaken light brightness

Fn+←: Speed down light effect

Fn+→: Speed up light effect

Toggle switch & Indicator



BT Mode


The switch set to BT mode, connect keyboard to BT device to use.

2.4G mode

The switch set to 2.4G mode, plug the receiver into computer to use.

Wired mode

The switch set to wired mode, plug the cable into computer to use.



Fn+N: 2.4G mode

- Turn on 2.4G mode

Fn+right Alt: Battery status:

- 0%~20% The spacebar key flashes red light
- 20%~80% The spacebar key flashes green light
- 80%~100% The spacebar key flashes blue light

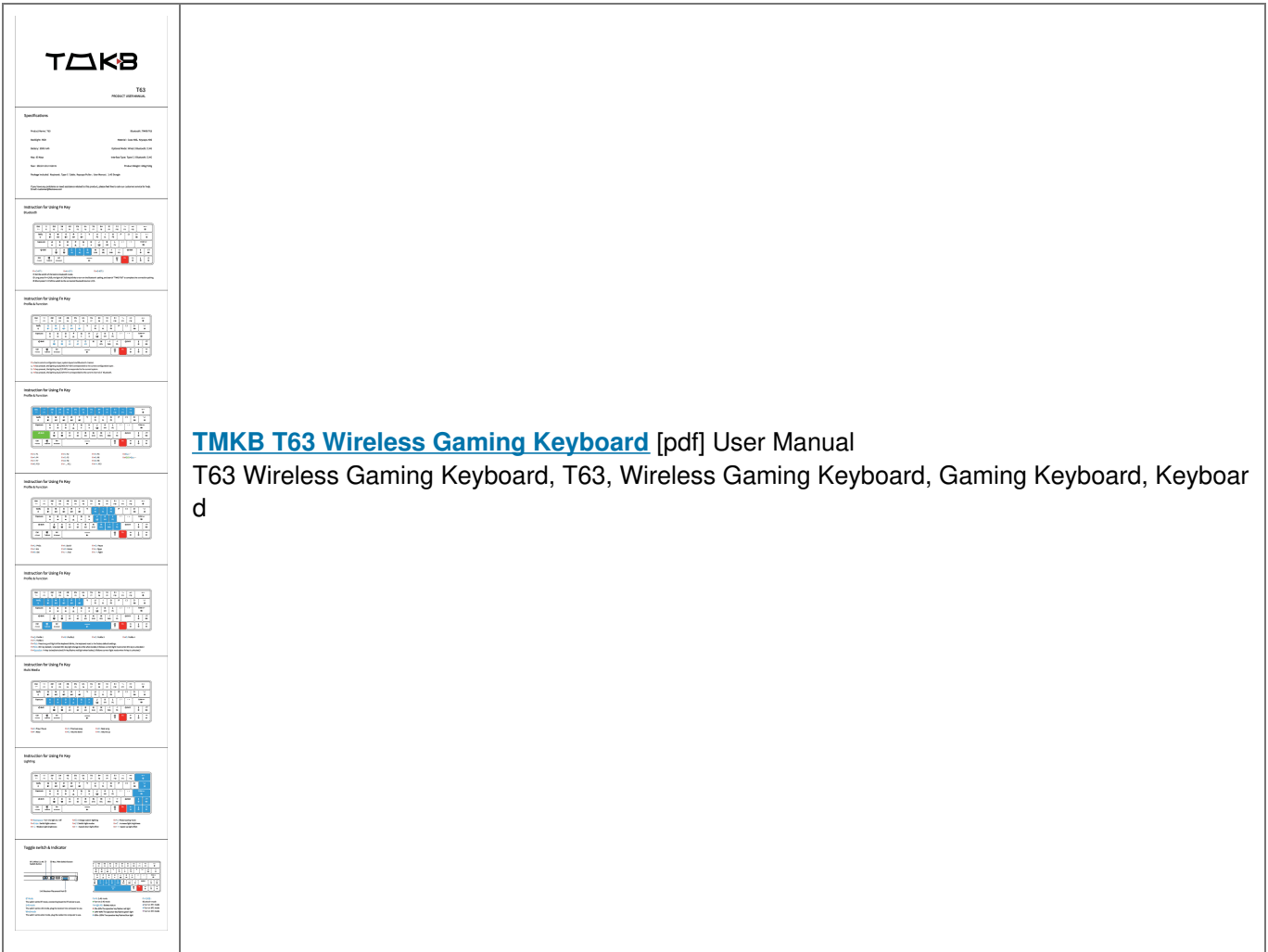
Fn+C/V/B:

Bluetooth mode

- Turn on BT1 mode
- Turn on BT2 mode
- Turn on BT3 mode

TAKB

Documents / Resources



TMKB T63 Wireless Gaming Keyboard [pdf] User Manual
T63 Wireless Gaming Keyboard, T63, Wireless Gaming Keyboard, Gaming Keyboard, Keyboard

References

- [User Manual](#)

[Manuals+](#), [Privacy Policy](#)

This website is an independent publication and is neither affiliated with nor endorsed by any of the trademark owners. The "Bluetooth®" word mark and logos are registered trademarks owned by Bluetooth SIG, Inc. The "Wi-Fi®" word mark and logos are registered trademarks owned by the Wi-Fi Alliance. Any use of these marks on this website does not imply any affiliation with or endorsement.