



TLJ access control RezLok v3.1 Handle Set Installation Guide

[Home](#) » [TLJ access control](#) » TLJ access control RezLok v3.1 Handle Set Installation Guide 

Contents

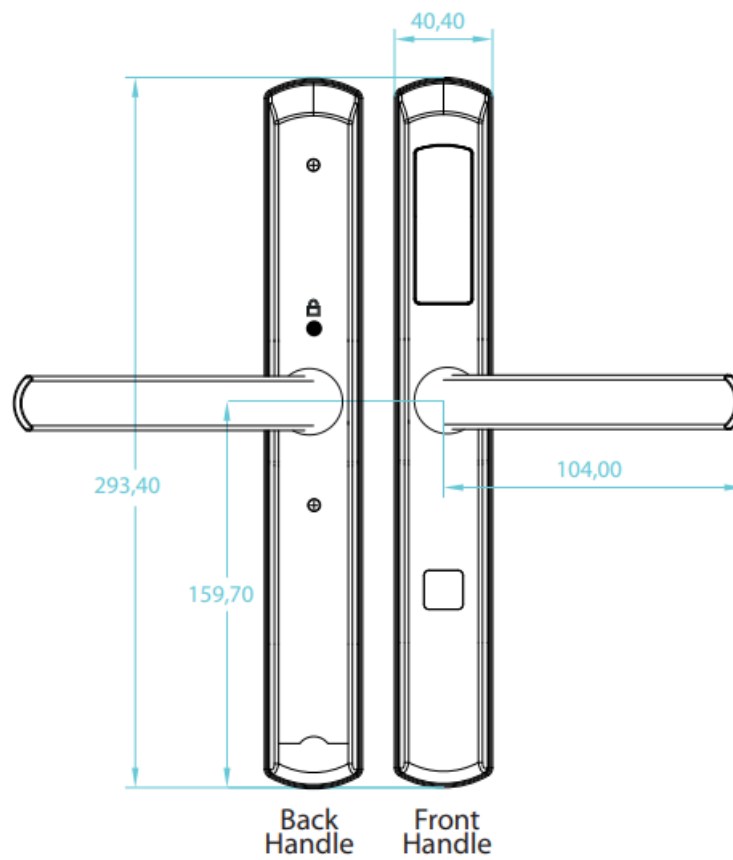
- [1 TLJ access control RezLok v3.1 Handle Set](#)
- [2 Dimensions](#)
- [3 What's in the box](#)
- [4 Drilling/Routing Template](#)
- [5 Operating Guide](#)
- [6 FCC ID](#)
- [7 Documents / Resources](#)
 - [7.1 References](#)
- [8 Related Posts](#)



TLJ access control RezLok v3.1 Handle Set



Dimensions



What's in the box

- 3 sets of fixing screws in varying lengths to suit different door thicknesses



- 3pcs M6 backplate Fixing Screws – Type A



- 3pcs M6 backplate Fixing screws – Type B



- 3pcs M6 backplate Fixing screws – Type C

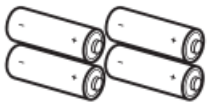


- 2pcs Lever Spindles
2 different lengths to suit varying door thicknesses



- 2pcs M5 Back handle fixing screws

4 x AA Batteries NOT INCLUDED



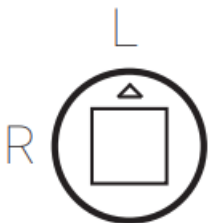
Please Note – for external installations ensure to use Lithium batteries, avoid Alkaline.



Cable Connection



Screw Location



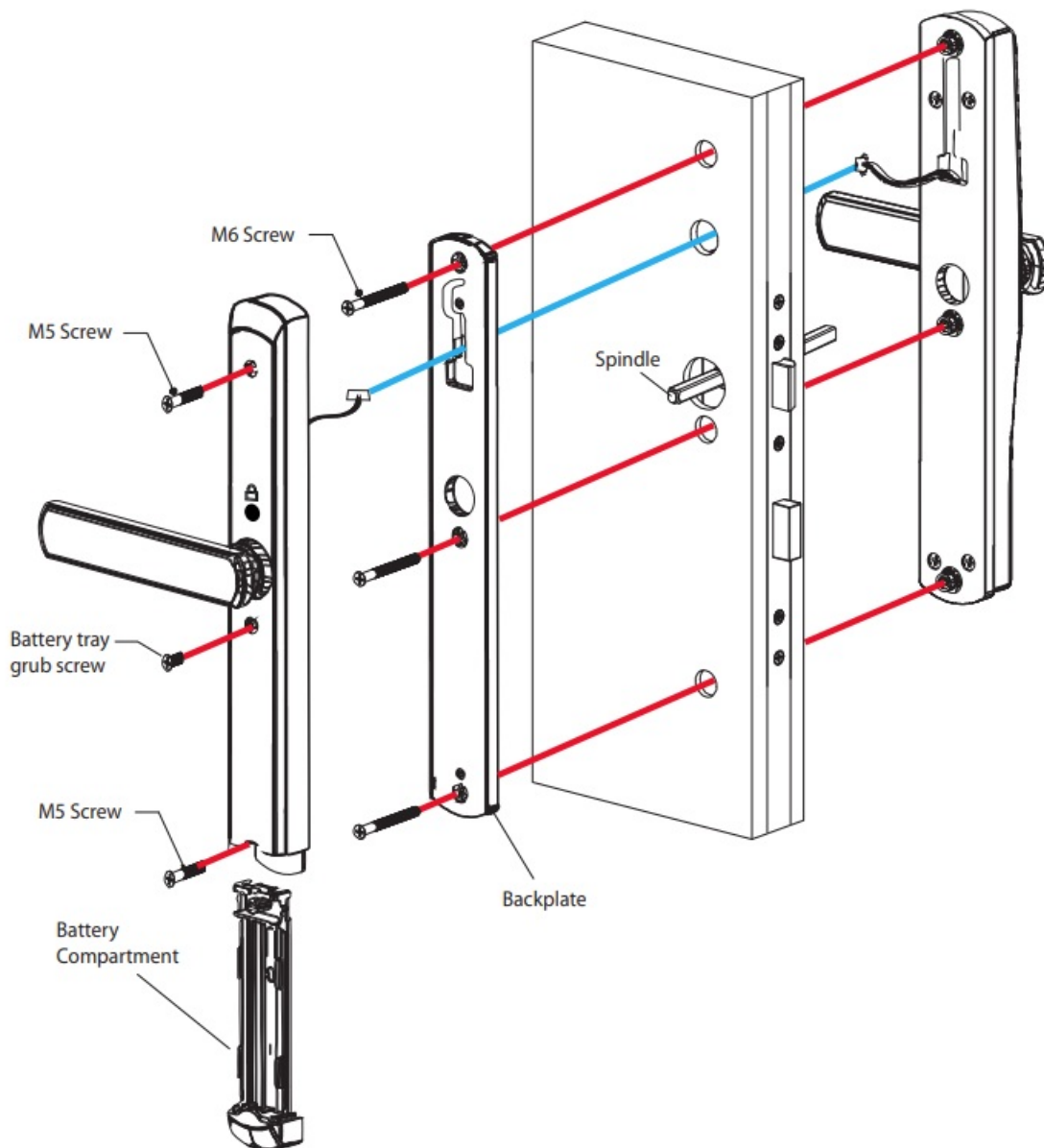
IMPORTANT

Set the Handing direction before installing the RezLok on the door. Ensure the arrow located on the backside of the Front handle is pointing to L for Left & R for Right handed doors.



IMPORTANT

Ensure holes drilled, machined in the door match TLJ fitting template exactly. Any difference will void fire test certification

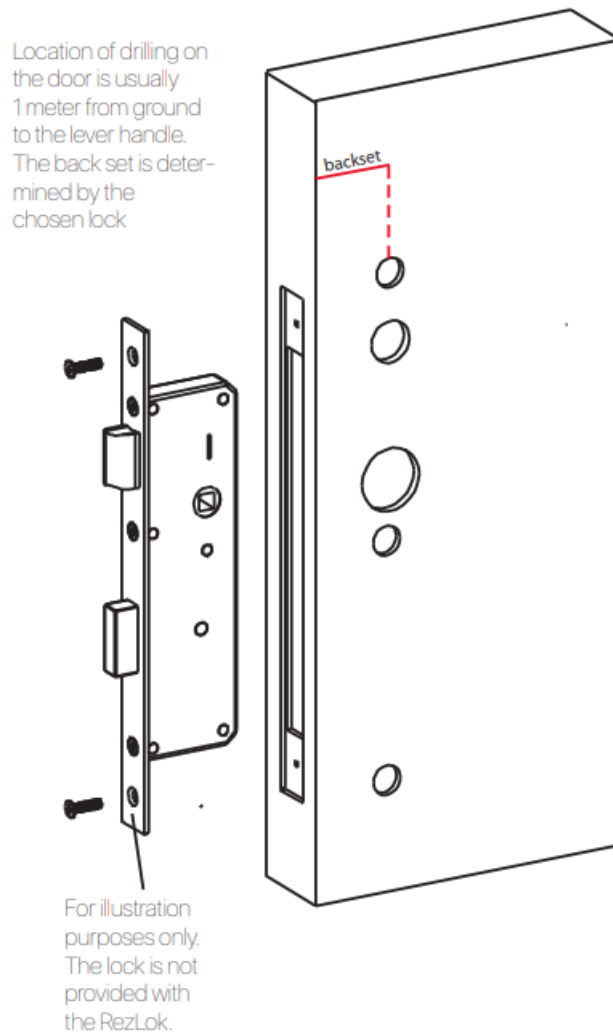


Drilling/Routing Template

(Please note drawings NOT to scale)

RezLok Drilling Holes





Large format versions available, please contact TLJ at support@tljlimited.com

WARNING – Failure to Install as illustrated will void warranty

Operating Guide

(Based on using the TLJ Qlite or Qcloud platform)

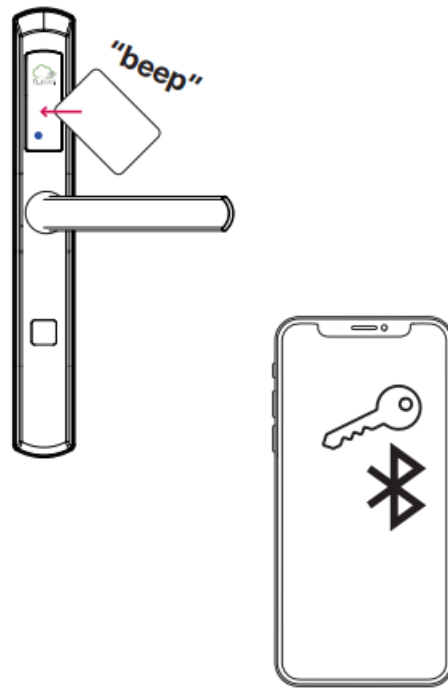
RFID Contactless

The TLJ RezLok handle set can be operated via RFID (radio frequency identification) Specifically MiFare 13.56Mhz key cards, key fobs, wristbands or even sticker tags.

If the RFID credential is valid when presented to the front panel it will sound a “beep” and activate the motor so the lever can be rotated downwards and in turn retracts the latch. The lock will also display a blue LED. Invalid credentials will show a red LED and blink a number of times, it is important to count the quantity of red blinks as this helps to diagnose the reason why access was rejected.

Smartphone App using BLE

BLE stands for Bluetooth Low Energy, the lock set allows an App (iOS and Android) to operate it. Ensure to be close by to the lock set, and that Bluetooth is enabled on the smartphone. Press the unlock icon on screen within the app, the red and blue LED will blink rapidly as the BLE key is being validated, and then if valid the same blue LED will display and a beep will sound.



FCC ID

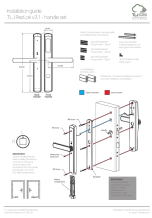
Changes or modifications to this unit not expressly approved by the party responsible for compliance could void the user's authority to operate the equipment.

NOTE: This equipment has been tested and found to comply with the limits for a Class B digital device, pursuant to Part 15 of the FCC Rules. These limits are designed to provide reasonable protection against harmful interference in a residential installation. This equipment generates uses and can radiate radio frequency energy and, if not installed and used in accordance with the instructions, may cause harmful interference to radio communications. However, there is no guarantee that interference will not occur in a particular installation. If this equipment does cause harmful interference to radio or television reception, which can be determined by turning the equipment off and on, the user is encouraged to try to correct the interference by one or more of the following measures:

- Reorient or relocate the receiving antenna.
- Increase the separation between the equipment and the receiver.
- Connect the equipment into an outlet on a circuit different from that to which the receiver is connected.
- Consult the dealer or an experienced radio/TV technician for help.

TLJ Group Ltd, HQ, 68/78 Leads Road,
Hull, East Yorkshire, HU7 0BY, UK
Declaration of Performance can be found at www.TLJlimited.com

Documents / Resources



[TLJ access control RezLok v3.1 Handle Set](#) [pdf] Installation Guide
REZLOKTLJ, 2AZBY-REZLOKTLJ, 2AZBYREZLOKTLJ, RezLok v3.1 Handle Set, RezLok Handle Set, RezLok, Handle Set, v3.1 Handle Set

References

- [TLJ Access Control Systems & Electronic Lock Solutions | TLJ Access Control](#)

Manuals+.