

# Tiva C Series TM4C123G LaunchPad Evaluation Board Instructions


[Home](#) » [TIVA](#) » Tiva C Series TM4C123G LaunchPad Evaluation Board Instructions 

## Contents

- [1 Tiva C Series TM4C123G LaunchPad Evaluation Board](#)
- [2 INTRODUCTION](#)
- [3 Board Setup](#)
- [4 Quickstart Application](#)
- [5 Documents / Resources](#)
  - [5.1 References](#)
- [6 Related Posts](#)



**Tiva C Series TM4C123G LaunchPad Evaluation Board**




## INTRODUCTION

Welcome to the Tiva C Series TM4C123G Evaluation Kit. The Tiva C Series LaunchPad is a complete evaluation platform that provides everything you need to launch your own Tiva TM4C applications.

### Board Setup

- Switch the Power Select (top left corner) to the right for Debug mode.
- Connect the included USB cable from a Windows- enabled PC to the Debug USB port (top right corner) on the Tiva C Series Launch Pad.
- This USB port provides debug and Virtual COM Port connectivity via the Tiva C Series In-Circuit Debug Interface (CDI).

Note: If the Found New Hardware wizard dialog box appears on your PC, ignore it until it is time to install the drivers



## Quickstart Application

- The Tiva C Series Launch Pad comes pre-programmed with the RGB quickstart application.
- This application demonstrates how to control the on-board RGB LED, the hibernate functionality of the TM4C123G microcontroller, and serial communications with the Tiva C Series Launchpad.
- Scan the ROYGBIV color spectrum of the RGB LED by pressing the bottom left button (SW1) or the bottom right button (SW2) on the LaunchPad. Leave the
- LaunchPad idle for five seconds to see a random color display. To enter Hibernation mode, press and hold SW1 and SW2 for three seconds. During Hibernation mode, you should see the LED blink every three seconds. To exit Hibernation mode, press SW2.
- To control these functions serially using the UART, see the readme file in the gs\_rgb project in the TivaWare examples for the EK-TM4C123GXL. Software, Drivers, and Documentation
- Go to [www.ti.com/tm4c123g-launchpad](http://www.ti.com/tm4c123g-launchpad). Here you will find the latest TivaWare software, driver installation instructions, TM4C microcontroller-compatible compiler and debuggers, links to the LMFlash Programmer and a complete list of compatible devices, additional documentation including data sheets and user guides, and everything else you need to get started! Project
- When you are ready to take the next step, complete Project 0. For more information, go to [www.ti.com/launchpad](http://www.ti.com/launchpad) and click on the Project 0 link.
- Want more adventures with your MSP430, C2000, or Tiva C Series Launch Pad?
- Explore the many possibilities with the LaunchPad BoosterPacks at [www.ti.com/boosterpacks](http://www.ti.com/boosterpacks).

## IMPORTANT NOTICE

Texas Instruments Incorporated and its subsidiaries (TI) reserve the right to make corrections, enhancements, improvements and other changes to its semiconductor products and services per JESD46, latest issue, and to discontinue any product or service per JESD48, latest issue. Buyers should obtain the latest relevant information before placing orders and should verify that such information is current and complete. All semiconductor products (also referred to herein as “components”) are sold subject to TI’s terms and conditions of sale supplied at the time of order acknowledgment.

TI warrants performance of its components to the specifications applicable at the time of sale, in accordance with

the warranty in TI's terms and conditions of sale of semiconductor products. Testing and other quality control techniques are used to the extent TI deems necessary to support this warranty. Except where mandated by applicable law, testing of all parameters of each component is not necessarily performed.

TI assumes no liability for applications assistance or the design of Buyers' products. Buyers are responsible for their products and applications using TI components. To minimize the risks associated with Buyers' products and applications, Buyers should provide adequate design and operating safeguards.

TI does not warrant or represent that any license, either express or implied, is granted under any patent right, copyright, mask work right, or other intellectual property right relating to any combination, machine, or process in which TI components or services are used. Information published by TI regarding third-party products or services does not constitute a license to use such products or services or a warranty or endorsement thereof. Use of such information may require a license from a third party under the patents or other intellectual property of the third party, or a license from TI under the patents or other intellectual property of TI.

Reproduction of significant portions of TI information in TI data books or data sheets is permissible only if reproduction is without alteration and is accompanied by all associated warranties, conditions, limitations, and notices. TI is not responsible or liable for such altered documentation. Information of third parties may be subject to additional restrictions. Resale of TI components or services with statements different from or beyond the parameters stated by TI for that component or service voids all express and any implied warranties for the associated TI component or service and is an unfair and deceptive business practice. TI is not responsible or liable for any such statements. Buyer acknowledges and agrees that it is solely responsible for compliance with all legal, regulatory and safety-related requirements concerning its products, and any use of TI components in its applications, notwithstanding any applications-related information or support that may be provided by TI.

Buyer represents and agrees that it has all the necessary expertise to create and implement safeguards which anticipate dangerous consequences of failures, monitor failures and their consequences, lessen the likelihood of failures that might cause harm and take appropriate remedial actions. Buyer will fully indemnify TI and its representatives against any damages arising out of the use of any TI components in safety-critical applications.

In some cases, TI components may be promoted specifically to facilitate safety-related applications. With such components, TI's goal is to help enable customers to design and create their own end-product solutions that meet applicable functional safety standards and requirements. Nonetheless, such components are subject to these terms.

No TI components are authorized for use in FDA Class III (or similar life-critical medical equipment) unless authorized officers of the parties have executed a special agreement specifically governing such use.

Only those TI components which TI has specifically designated as military grade or "enhanced plastic" are designed and intended for use in military/aerospace applications or environments. Buyer acknowledges and agrees that any military or aerospace use of TI components which have not been so designated is solely at the Buyer's risk, and that Buyer is solely responsible for compliance with all legal and regulatory requirements in connection with such use. TI has specifically designated certain components as meeting ISO/TS16949 requirements, mainly for automotive use. In any case of use of non-designated products, TI will not be responsible for any failure to meet ISO/TS16949.

## PRODUCTS

- Audio [www.ti.com/audio](http://www.ti.com/audio)
- Amplifiers [amplifier.ti.com](http://amplifier.ti.com)
- Data Converters [dataconverter.ti.com](http://dataconverter.ti.com)
- DLPO Products [www.dlp.com](http://www.dlp.com)
- DSP [dsp.ti.com](http://dsp.ti.com)

- Clocks and Timers [www.ti.com/clocks](http://www.ti.com/clocks)
- Interface [interface.ti.com](http://interface.ti.com)
- Logic [logic.ti.com](http://logic.ti.com)
- Power Mgmt [power.ti.com](http://power.ti.com)
- Microcontrollers [microcontroller.ti.com](http://microcontroller.ti.com)
- RFID [www.ti-rfid.com](http://www.ti-rfid.com)
- OMAP Applications Processors [www.ti.com/omap](http://www.ti.com/omap)
- Wireless Connectivity [www.ti.com/wirelessconnectivity](http://www.ti.com/wirelessconnectivity)

## Applications

|                               |  |
|-------------------------------|--|
| Automotive and Transportation | <a href="http://www.ti.com/automotive">www.ti.com/automotive</a>                         |
| Communications and Telecom    | <a href="http://www.ti.com/communications">www.ti.com/communications</a>                 |
| Computers and Peripherals     | <a href="http://www.ti.com/computers">www.ti.com/computers</a>                           |
| Consumer Electronics          | <a href="http://www.ti.com/consumer-apps">www.ti.com/consumer-apps</a>                   |
| Energy and Lighting           | <a href="http://www.ti.com/energy">www.ti.com/energy</a>                                 |
| Industrial                    | <a href="http://www.ti.com/industrial">www.ti.com/industrial</a>                         |
| Medical                       | <a href="http://www.ti.com/medical">www.ti.com/medical</a>                               |
| Security                      | <a href="http://www.ti.com/security">www.ti.com/security</a>                             |
| Space, Avionics and Defense   | <a href="http://www.ti.com/space-avionics-defense">www.ti.com/space-avionics-defense</a> |
| Video and Imaging             | <a href="http://www.ti.com/video">www.ti.com/video</a>                                   |
| TI E2E Community              | <a href="http://e2e.ti.com">e2e.ti.com</a>   |


## Mailing Address:

- Texas Instruments, Post Office Box 655303, Dallas, Texas 75265
- Copyright © 2014, Texas Instruments Incorporated

**Additional resources at:** [www.ti.com/launchpad](http://www.ti.com/launchpad)

**2013 Texas Instruments Incorporate:** The platform bar and Tiva name are trademarks of Texas Instruments. All other trademarks are the property of their respective owners. Disclaimer:  
[www.ti.com/it/mlsszz027b/sszz027b.pdf](http://www.ti.com/it/mlsszz027b/sszz027b.pdf) SPMU286A

## Documents / Resources

|   |   |
|---|---|
|  | <p><b><a href="#">TIVA Tiva C Series TM4C123G LaunchPad Evaluation Board</a></b> [pdf] Instructions<br/> Tiva C Series, TM4C123G LaunchPad Evaluation Board, Tiva C Series TM4C123G LaunchPad Evaluation Board, LaunchPad Evaluation Board, Evaluation Board, Board</p> |
|---|---|

## References

-  [Amplifiers | TI.com](#)
-  [Data converters | TI.com](#)
-  [Digital signal processors \(DSPs\) | TI.com](#)

-  [TI E2E support forums](#)
-  [Interface | TI.com](#)
-  [Logic & voltage translation | TI.com](#)
-  [Microcontrollers \(MCUs\) & processors | TI.com](#)
-  [Power management | TI.com](#)
-  [DLP products | TI.com](#)
-  [Microcontrollers \(MCUs\) & processors | TI.com](#)
-  [Audio | TI.com](#)
-  [Analog | Embedded processing | Semiconductor company | TI.com](#)
-  [Digital signal processors \(DSPs\) | TI.com](#)
-  [Industrial design resources | TI.com](#)
-  [Medical design resources | TI.com](#)
-  [Digital signal processors \(DSPs\) product selection | TI.com](#)
-  [Product cybersecurity | TI.com](#)
-  [Videos | TI.com](#)

Manuals+.