



## TiPY One Hand Keyboard User Manual

[Home](#) » [TiPY](#) » TiPY One Hand Keyboard User Manual 

### Contents

- [1 TiPY One Hand Keyboard](#)
- [2 Documents / Resources](#)
  - [2.1 References](#)
- [3 Related Posts](#)



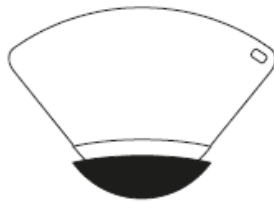
**TiPY**™

### TiPY One Hand Keyboard

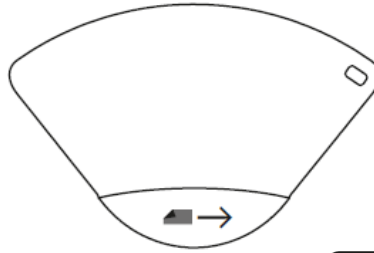


Take off handpad.

Turn **TiPY** so  is at the top right corner.



Remove protective foil from battery compartment.



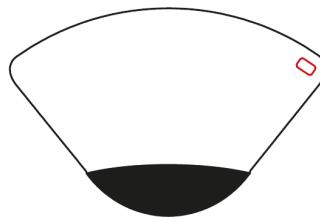
Connect **TiPY** to your computer using the USB-C cable provided. **ESC** lights up red. **ESC** flashes red while charging. Battery is pre-charged.

ESC

lights up red.

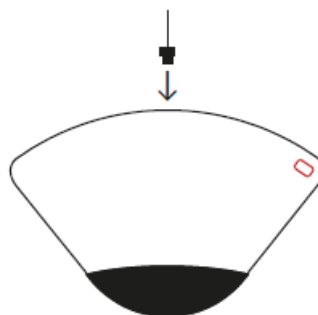
ESC

flashes red





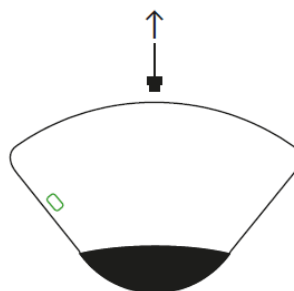
Connect through USB-C



Connect **TIPY** to your computer using the USB-C cable provided. ESC lights up red. **TIPY** is connected to your computer and will charge if necessary (ESC flashes red).



Connect through Bluetooth



Disconnect USB-C cable. **[Fn]** flashes green. Without cable, **TIPY** automatically searches for a Bluetooth connection. Wait for your computer to find the new Bluetooth device. Follow the instructions on the screen to pair with **TIPY** your computer. When connected, lights up green. In case of Bluetooth interferences, flashes very fast. In this case, remove the Bluetooth device from your computer and pair it again. The **TIPY** Bluetooth connection can only be removed from the computer the device is connected to.

After some time of inactivity, **TIPY** enters standby mode, then sleep mode. Press any key to wake **TIPY** from standby or sleep mode. ESC flashes red when battery is low. Both left-handers and right-handers can use **TIPY**. In order to switch sides, take off the handpad, turn the keyboard around, and put the handpad back on. **TIPY** automatically detects which side is in use and deactivates the bottom side. The mouse joystick is always located on the thumb's side.



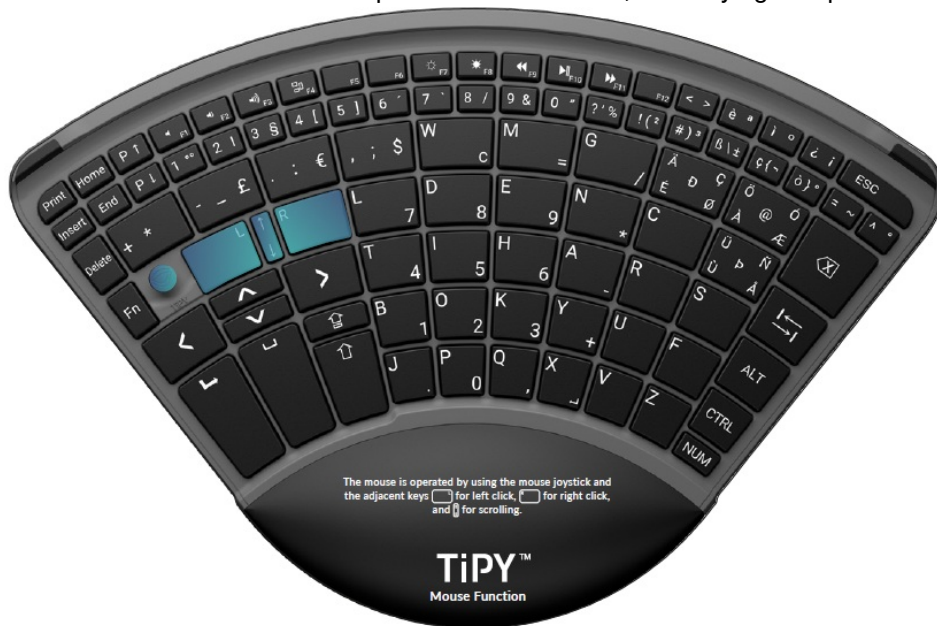
Left-handed use

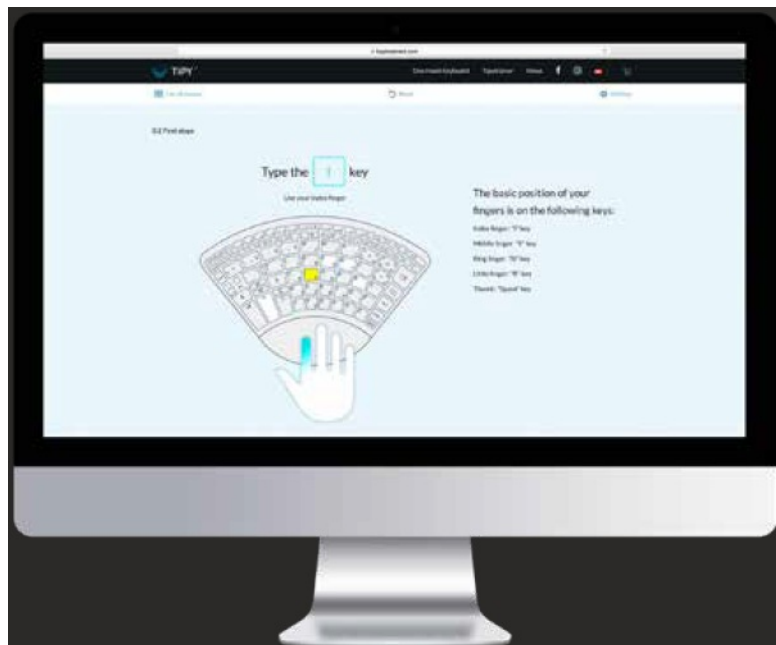


Right-handed use




Press NUM to activate or deactivate the number pad. When activated, the key lights up blue.





TIPY Trainer, free to use on [tipykeyboard.com](http://tipykeyboard.com)

## Documents / Resources

	<p><a href="#">TiPY One Hand Keyboard</a> [pdf] User Manual One Hand Keyboard, One Hand, Keyboard</p>
--	---

## References

- [Einhandtastatur - Tipy Keyboard](#)