


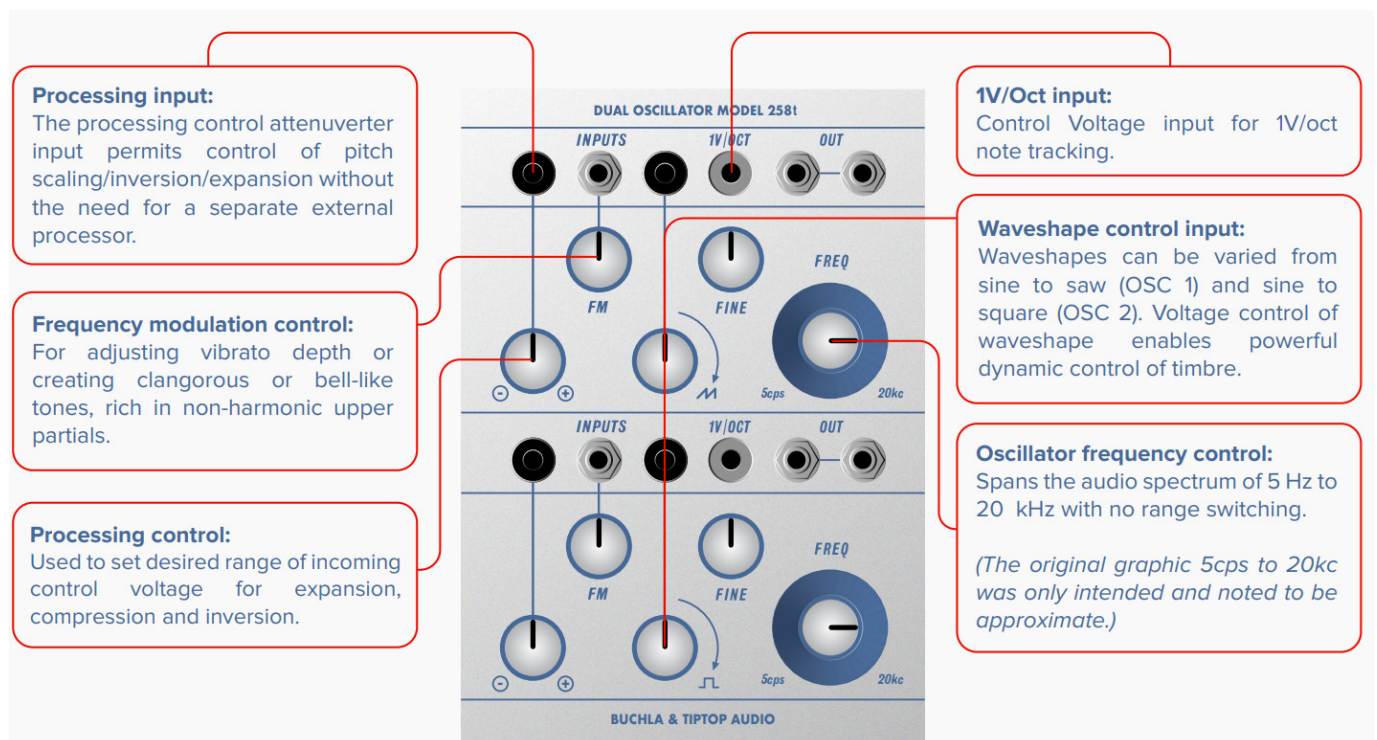


TIPTOP audio 258T Eurorack Module User Manual

[Home](#) » [TIPTOP audio](#) » TIPTOP audio 258T Eurorack Module User Manual 

TIPTOPaudio®

258T Eurorack Module User Manual



Two independent voltage-controlled oscillators. Each has one processing input, a frequency modulation input, and a 1V/oct input.

Waveshapes, as well as frequency, can be voltage controlled. Model 258 oscillators feature low sine wave harmonic content, negligible settling error, and high short and long-term stability, even with rapidly changing ambient temperatures.

TRIMMERS:

There are three trimmers for each oscillator on the back of the module:

1V/oct is the octave tracking trimmer and is set at the factory using high-precision instruments. SHAPE is the trimmer that set the sine wave, for the lower harmonic content of the sine wave. VC WAVE SHAPE sets the response of the waveshaper to the incoming control voltage. Both SHAPE and VC WAVE SHAPE trimmers are used to adjust the sine wave purity.

Size: 18HP – Depth: 45mm – Power: +12V 70mA / -12V 40mA


TIPTOPaudio®

Eurorack 200 series

Contents

- 1 Documents / Resources
- 2 Related Posts

Documents / Resources

	<p>TIPTOP audio 258T Eurorack Module [pdf] User Manual 258T, Eurorack Module, 258T Eurorack Module</p>
--	--

[Manuals+](#)