



# Timekettle B0B94RCYZJ WT2 Edge/W3 Translator Device User Guide

[Home](#) » [Timekettle](#) » Timekettle B0B94RCYZJ WT2 Edge/W3 Translator Device User Guide 

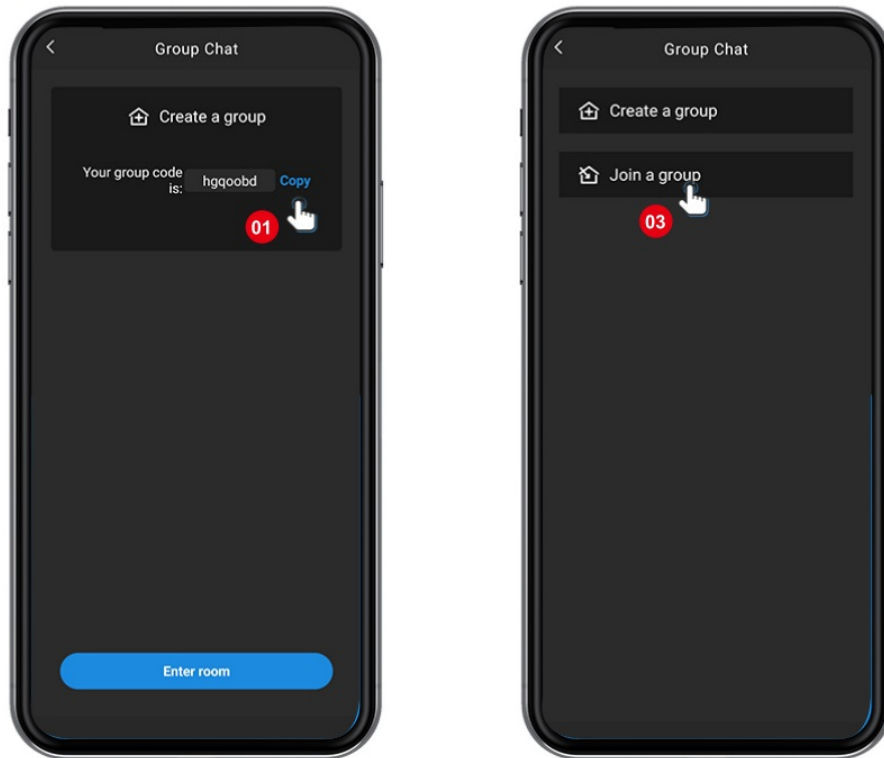


## Contents

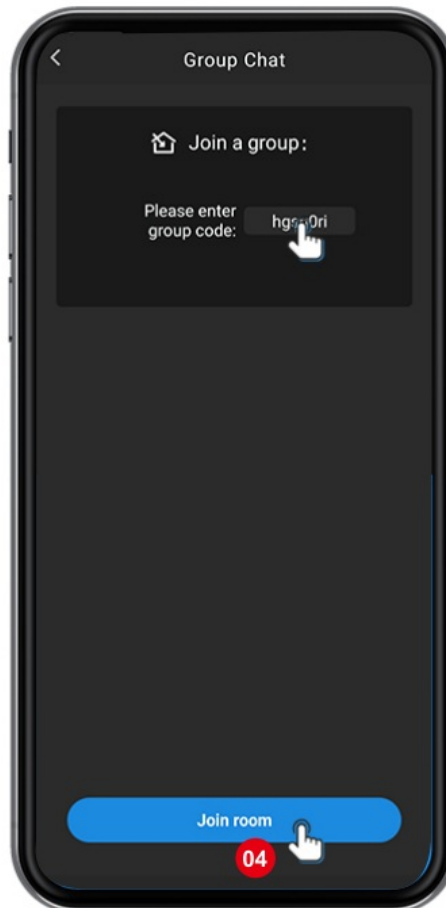
- [1 How to invite your friends to join the Group?](#)
- [2 How to download and use offline package?](#)
- [3 What does "Setting" in upper right corner of APP mean?](#)
- [4 Documents / Resources](#)
- [5 Related Posts](#)

## How to invite your friends to join the Group?

1. Enter group chat, copy the group code to send to your friends.
2. They need to download the APP.
3. Select the Group chat.



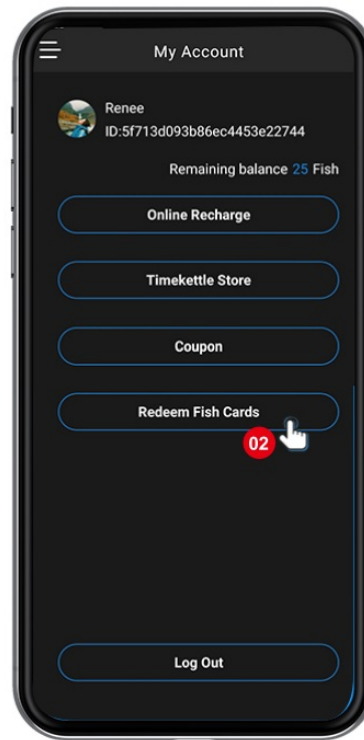
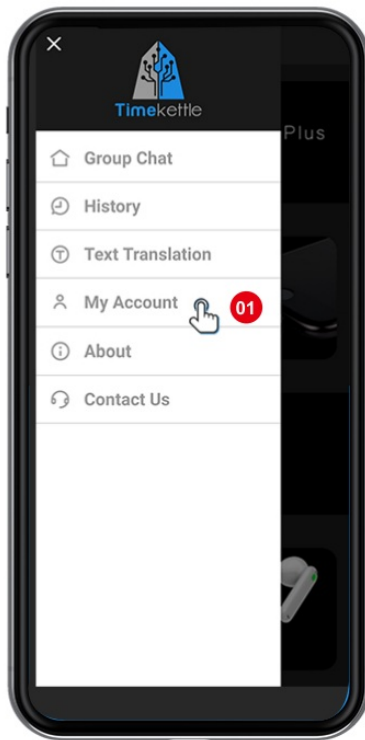
4. Paste group code at the prompt, then click "Join room".



## How to download and use offline package?

### 1.Redeem the fish coin:

- ①Open App "Timekettle" ——find "my account"
- ②Click "redeem fish card"

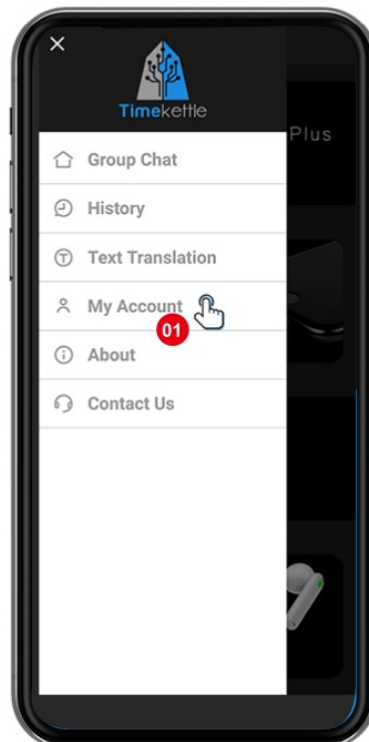
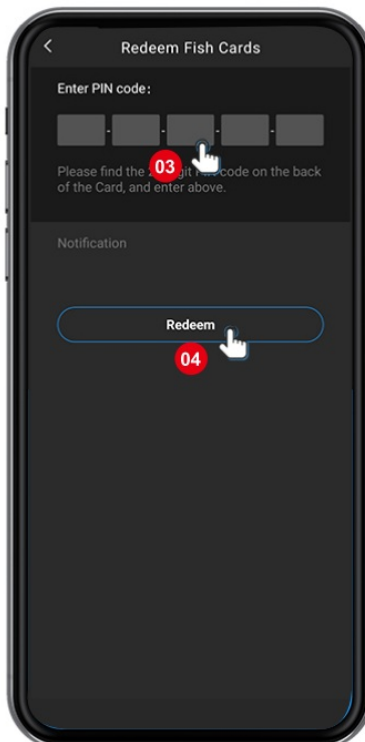


③Enter the PIN (on the back of the paper fish card)

④Click "Redeem".

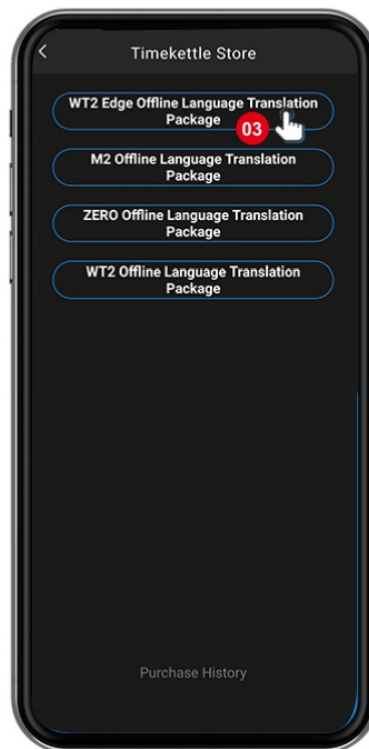
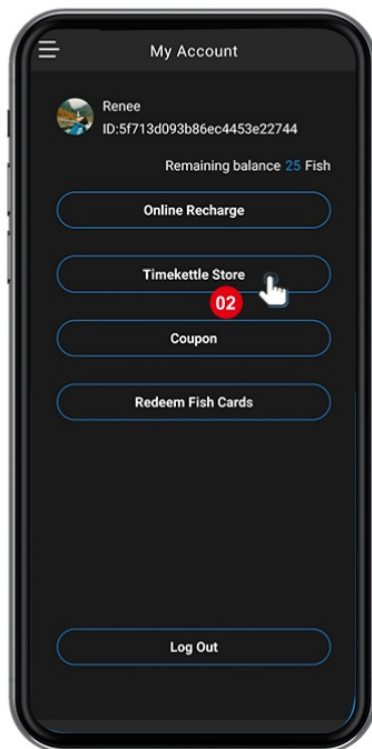
## 2. Download offline language

①Go back to "My account"

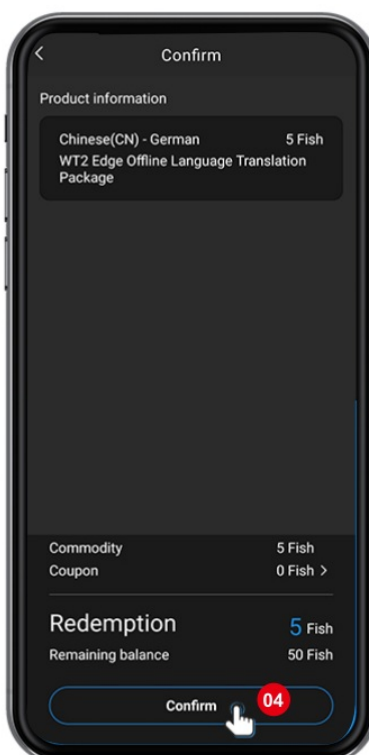
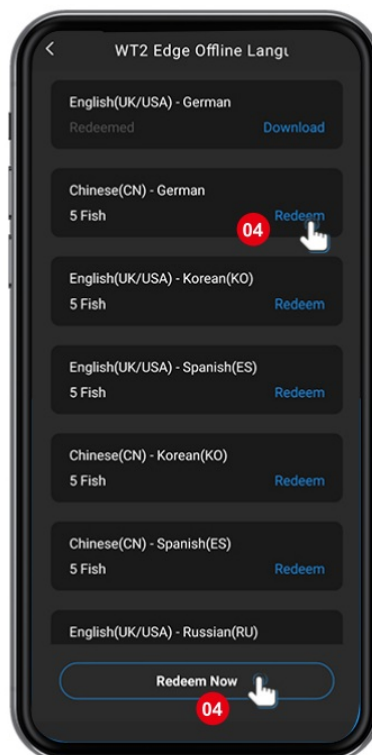


②Click "Timekettle store"

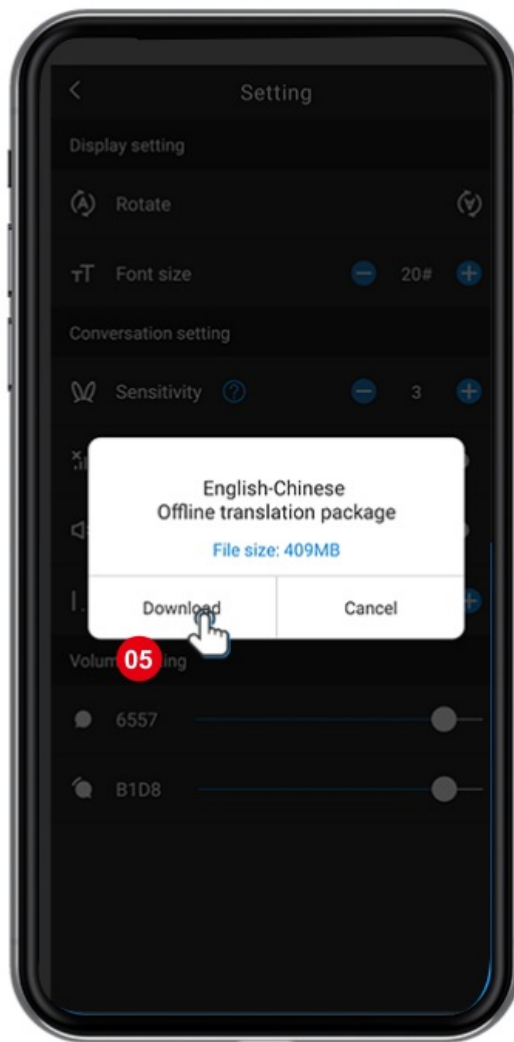
③Click "WT2 Edge translator offline language package"



④Redeem any one of offline language package ,then confirm.



⑤Go back to “WT2 Edge translator offline language package”, download the offline package that you just redeemed.



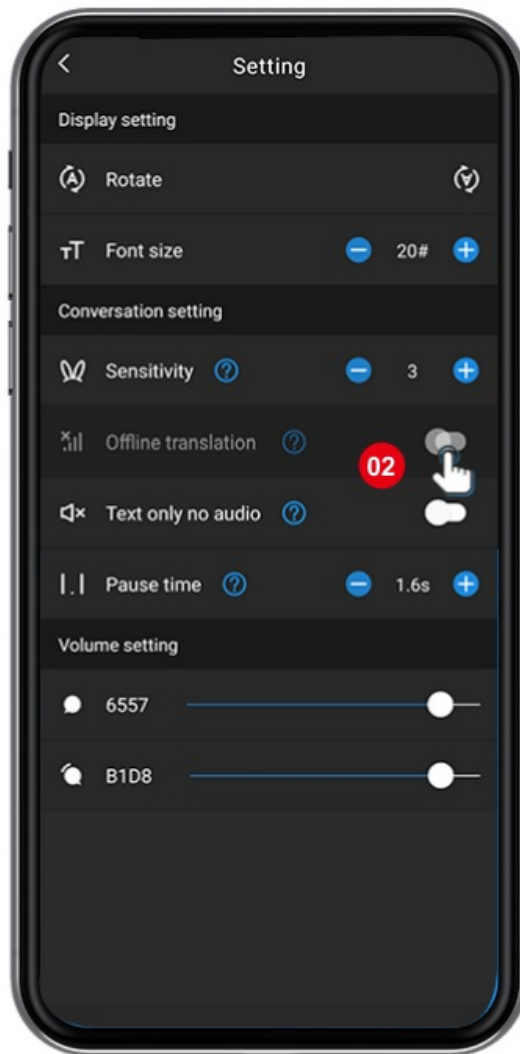
### 3. Start to use offline language

①. Enter Simul mode(or other mode), make sure the language you choose need to be same as the offline language package you download.

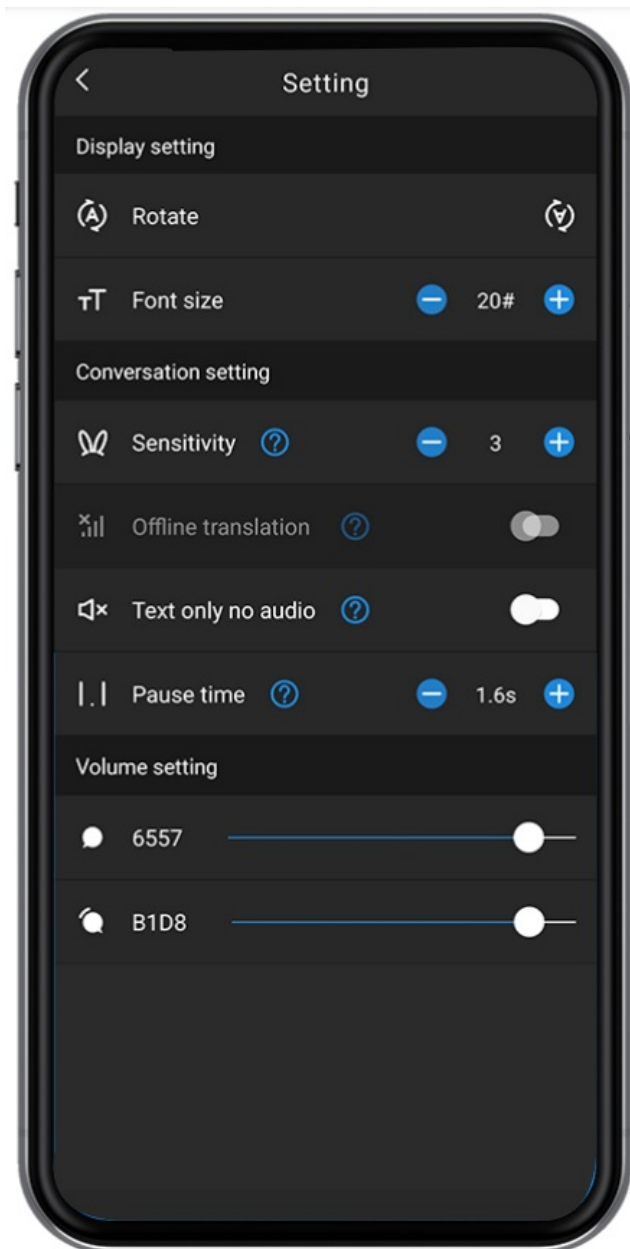
Click the “setting” button in the upper right corner of APP.









② Turn on the "Offline translation" button, then turn off your phone's network to start using offline translation.



What does "Setting"  in upper right corner of APP mean?



1.  **Rotate** – in this mode, this determines whether the direction of the subtitles on the top half of the screen is facing up or down
2.  **Font size** – refers to the font size displayed on the screen
3.  **Sensitivity** – the smaller the value, it means that a high volume is needed to activate the earphone to recognize the sound; the larger the value is, the lower the volume is to activate the earphone to recognize the sound. (Note: Normally, in a noisy environment, it is recommended to increase the value, such as 30~100; in a quiet environment, it is recommended to decrease the value, such as 1~8)
4.  **Offline translation** – in case of no network around need to turn on “Offline translation” , please note that must download offline package in store before using this feature.
5.  **Text only no audio** – this means that under this setting, users can only see the translated content on the APP, but can't hear the audio playback of the translation
6.  **Pause time** – In order to adapt to the speaker's speech rate, if the speaker's pause interval is set to 1s, and the pause is greater than 1s, then the pickup ends, if the speaker continues to speak after pausing, then this will be recognized as a new sentence. If the interval between speaking is less than 1s, then sound will

continue to be picked up, and anything the speaker continues to say will be consistent with the previous sentence

7. **Volume setting** – adjust the volume of the sound played

**Documents / Resources**

Time to build your library to join the Group?

1. Enter group chat, copy the group code to send to your friends

2. Tap on the group code to join the group

3. Add the group code

[Timekettle B0B94RCYZJ WT2 Edge/W3 Translator Device](#) [pdf] User Guide

B0B94RCYZJ WT2 Edge W3 Translator Device, B0B94RCYZJ, WT2 Edge W3 Translator Device, Translator Device