



Timago JMC-C 3222 3 Function Folding Walker User Manual

[Home](#) » [Timago](#) » Timago JMC-C 3222 3 Function Folding Walker User Manual 

Timago JMC-C 3222 3 Function Folding Walker



Contents

- [1 Characteristics](#)
- [2 Application](#)
- [3 Assembly](#)
- [4 Technical Data](#)
- [5 Maintenance](#)
- [6 Storage and transport conditions](#)
- [7 Warranty information](#)
- [8 Labels](#)
- [9 Customer Support](#)
- [10 Documents / Resources](#)
 - [10.1 References](#)
- [11 Related Posts](#)

Characteristics

3-function folding walker is made of transverse reinforced aluminium frame. The walker is equipped with front legs with rubber tips and with legs with solid wheels 5" in diameter. It fulfils 2 functions: the rigid and the reciprocating. Owing to the later one, it is possible to move the sides alternatively without the need to lift the walker. The walker possesses locking clips which are used to switch the functions, wide area of support as well as stable and long

range of walking. Soti and foamed handgrips provide proper stabilization and comfortable use. Owing to adjustable legs, the height of the walker can be adjusted according to user's height. Folded walker takes little space, and thus, can be easily stored and transported.

Elements of the walker:

- a. Handgrip
- b. Frame folding clip
- c. Rigid function
- d. Reciprocating function
- e. Height adjustment
- f. Anti-sliding rubber tip
- g. Wheels 5" in diameter



Application

3-function walker is ancillary equipment designed for people with reduced mobility who need stable support and help while walking. It is also recommended to the elderly as an aid in keeping balance, improving walking comfort and ensuring safety from falling. The use of the walker affects positively on the return to activity of the people with lower limbs diseases and with locomotion or tilting to erect position problems.

Assembly

Unfolding and folding

- Before folding the walker, mount legs with tips or with wheels.

- To unfold the walker, pull the sides apart to the maximum position until the handgrip's are locked.
- To fold the walker, press the plastic element located in the middle on the transverse frame and fold the sides.

Height adjustment

- The height should be set on such a level that the user, who is leaning against the handgrips, stands upright, as far as he or she is able to, with his or her shoulders in rest position and with slightly bent elbows. It is inadvisable to hang on the walker with all the body weight.
- To adjust the height of legs, press the metal pin, select appropriate height of the leg, and lock the position of the legs relative to each other. The legs are adjustable in 2.5 cm increments.

Note! The pins must be set on the same level in each leg.

Selection of functions

- Rigid function – remove locking clips from the upper horizontal element which reinforces the frame, and place them into the openings which are located on the same height level but on the vertical element of the frame.
- Reciprocating function – place the locking clips again into the mounting openings on the horizontal element.
- Legs with tips or with wheels can be mounted regardless of chosen function.

Technical Data

Overall width with tips	55 cm
Overall width with wheels	60 cm
Inner width	46 cm
Overall depth with tips	46 cm
Overall depth with wheels	50 cm
Height adjustment	72-91 cm
Weight	2,9 kg
Maximum capacity	136 kg

Notes

Timago International Group does not bear responsibility of improper use of the walker, failure to comply safety regulations and misuse.

Maintenance

Reviews

Systematically make a visual inspection of all the joining components (latch, hinge) of the product including:

- the condition of height adjustment pins

- stability and look of the frame
- the condition of tubes (if cracks)

Cleaning

- Clean the frame of the walker with damp cloth using only water and mild detergents. Dry thoroughly.
- Do not use for cleaning: strong polishing and abrasive agents, strong detergents, bleach, petrol or solvents (it may cause frame damage, visible defects and in consequence – loss of warranty rights).
- Remove impurities from moving parts of the walker (hinges, clamping screws, locks).










Storage and transport conditions

Device should not be exposed to direct sunlight, water or moisture.

Warranty information

All products distributed by our company are covered by a warranty, the terms of which are described in the warranty card available on our website. Please contact the retailer from whom you purchased the product. Please, keep in mind that for warranty purposes, the proof of purchase (receipt or invoice) should be retained

Labels

	Reference number		Manufacturer
	LOT number		Manufacture date
	Serial number		Medical device
	Note		Please read the instruction
	The manufacturer checked for compliance with essential medical devices requirements.		


Our complete line of products is available from our distributors. Learn more at: www.timago.com. Thank you for choosing Timago!

Customer Support

 Timago International Group
Spółka z o.o. i Spółka – Spółka komandytowa
ul. Karpacka 24/12
43-316 Bielsko-Biała, Poland
T.: +48 33 499 50 00
F.: +48 33 499 50 11
E.: info@timago.com



Documents / Resources

	<p>Timago JMC-C 3222 3 Function Folding Walker [pdf] User Manual JMC-C 3222 3 Function Folding Walker, JMC-C 3222, 3 Function Folding Walker, Folding Walker, Walker</p>
--	--

References

-  [Timago - Producent sprzętu medycznego](#)
- [User Manual](#)

Manuals+, Privacy Policy

This website is an independent publication and is neither affiliated with nor endorsed by any of the trademark owners. The "Bluetooth®" word mark and logos are registered trademarks owned by Bluetooth SIG, Inc. The "Wi-Fi®" word mark and logos are registered trademarks owned by the Wi-Fi Alliance. Any use of these marks on this website does not imply any affiliation with or endorsement.