



MB-T16-RCF Rotatable Circular Filter Tray for Tilta Mirage User Manual

[Home](#) » [TILTA](#) » MB-T16-RCF Rotatable Circular Filter Tray for Tilta Mirage User Manual 

MB-T16-RCF Rotatable Circular Filter Tray for Tilta Mirage User Manual



HOW TO USE THE ROTATABLE CIRCULAR FILTER TRAY

The circular filter tray is for installing a 95mm circular filter. It is compatible with all major filter manufacturers 95mm circular filters, such as MD filters star cross filters, black mist filters, white mist filters, etc.

Contents

- [1 INSTALLATION](#)
- [2 MANUAL CONTROL](#)
- [3 Documents / Resources](#)
- [4 Related Posts](#)

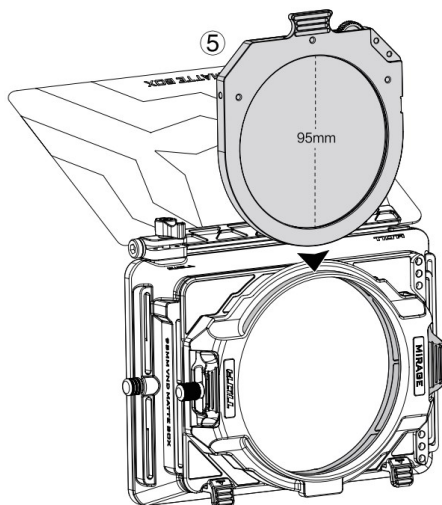
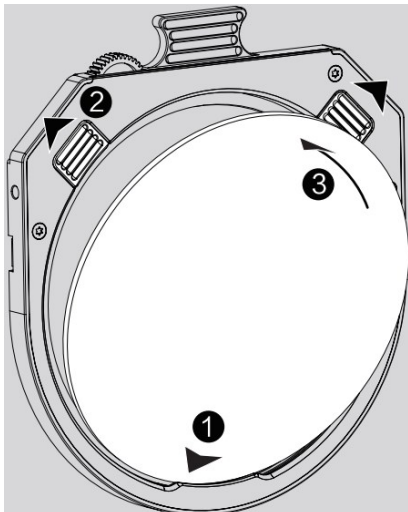
INSTALLATION

1. PLACE THE FILTER INTO

1. the filter tray slot. Pull
2. the locking toggle to allow the filter to fit into
3. the filter tray. Release the locking toggle to complete the installation.

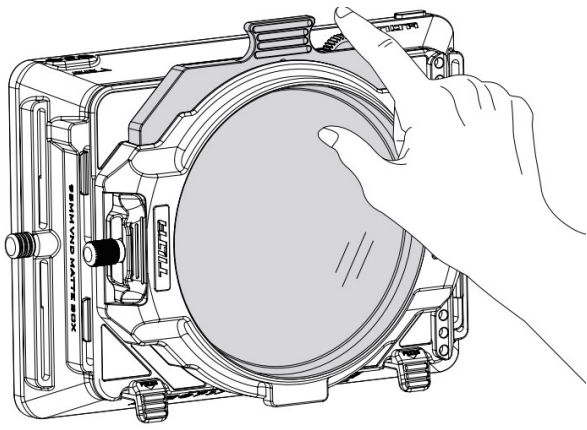
2. PULL

1. the locking toggle to release the filter holder, and slide
2. THE FILTER TRAY WITH FILTER into the slot.



MANUAL CONTROL

Toggle the adjustment wheel on the top right of the rotatable circular filter tray to control the filter to the desired setting.



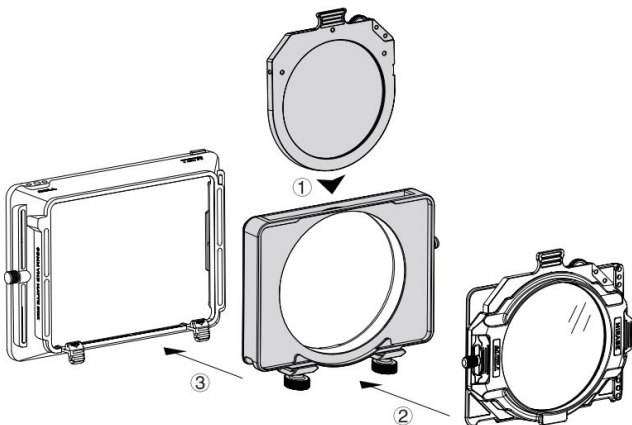
PAIRING WITH 95mm STACKABLE CIRCULAR FILTER TRAY AND 93mm VARIABLE ND

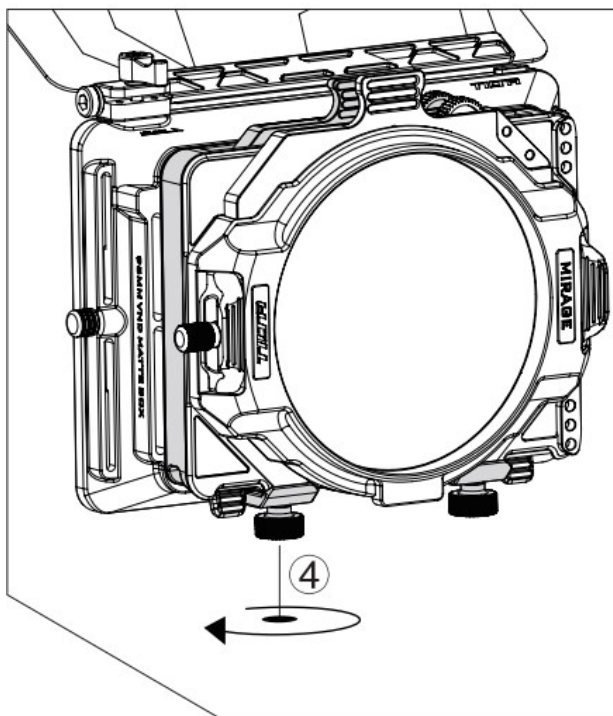
SLIDE

1. the 95mm circular filter tray with filter into the 95mm stackable circular filter tray.

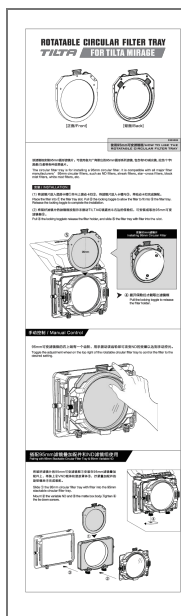
MOUNT

2. the variable ND and
3. the matte box body.
4. tighten the tie down screws.





Documents / Resources



[TILTA MB-T16-RCF Rotatable Circular Filter Tray for Tilta Mirage](#) [pdf] User Manual
 MB-T16-RCF Rotatable Circular Filter Tray for Tilta Mirage, MB-T16-RCF, Rotatable Circular Filter Tray for Tilta Mirage, Circular Filter Tray for Tilta Mirage, Filter Tray for Tilta Mirage, Tray for Tilta Mirage, Tilta Mirage, Mirage