



MB-T16-DCF Dual Circular Filter Tray for Tilta Mirage Instructions

[Home](#) » [TILTA](#) » MB-T16-DCF Dual Circular Filter Tray for Tilta Mirage Instructions 

Contents

- [1 MB-T16-DCF Dual Circular Filter Tray for Tilta Mirage](#)
- [2 INSTALLATION](#)
- [3 Pairing](#)
- [4 Documents / Resources](#)
- [5 Related Posts](#)

TILTA

MB-T16-DCF Dual Circular Filter Tray for Tilta Mirage


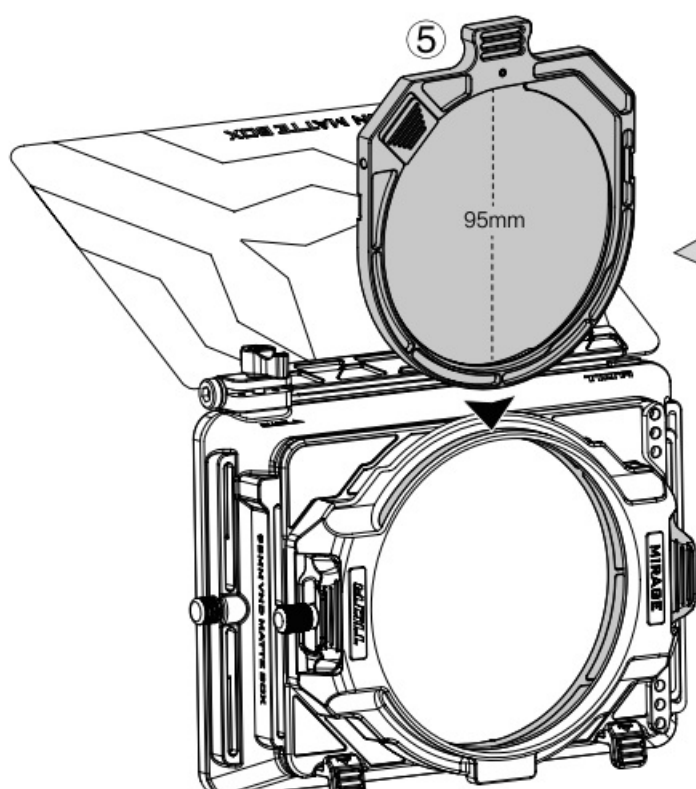


The circular filter tray is for installing a 95mm circular filter. It is compatible with all major filter manufacturers 95mm circular filters, such as ND filters, streak filters, star-cross filters, black mist filters, white mist filters, etc.

INSTALLATION

1. Place the filter into 1 the filter tray slot. Pull 2 the locking toggle to allow the filter to fit into 3 the filter tray. Release the locking toggle to complete the installation.
2. Pull 4 the locking toggle to release the filter holder, and slide 5 the filter tray with filter into the slot.

Installing 95mm Circular Filter

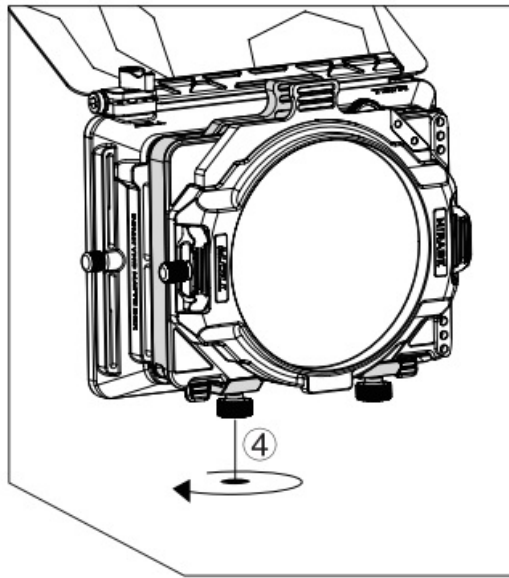


- Pull the locking toggle to release the filter holder.

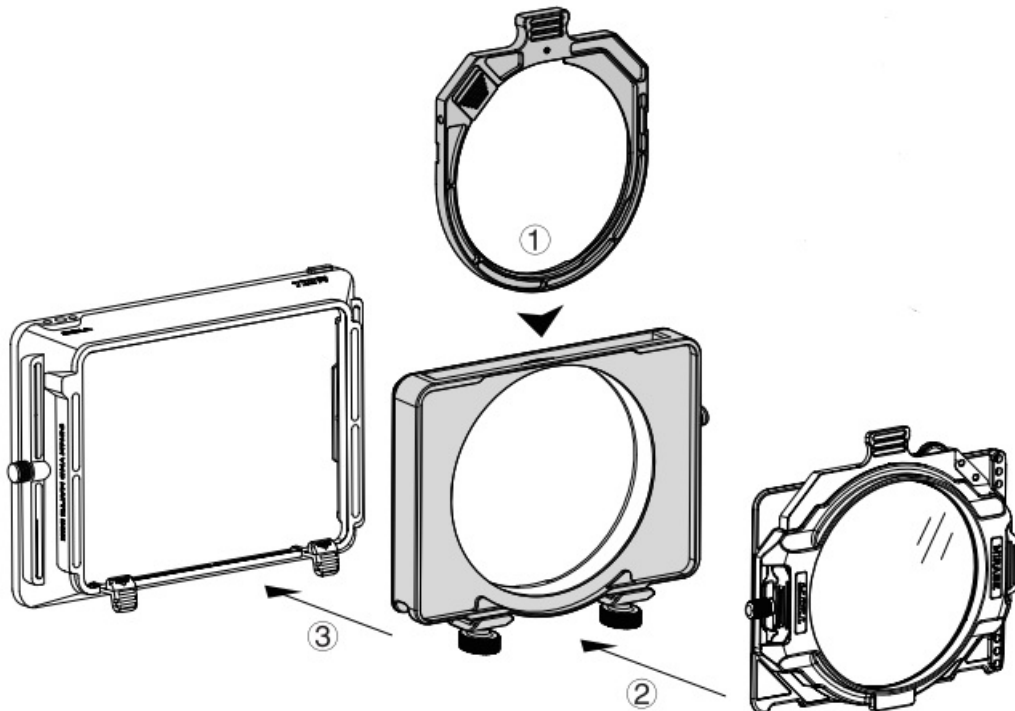
Pairing


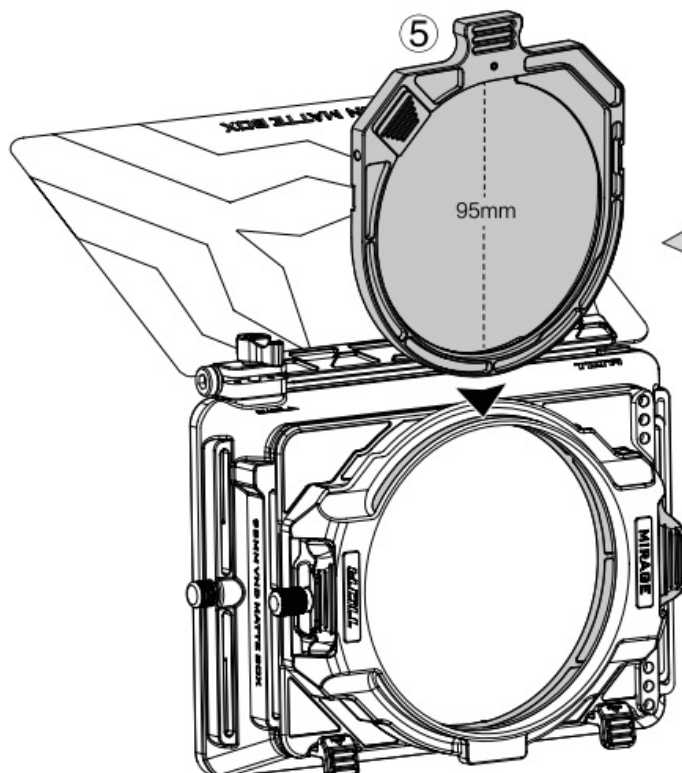
Pairing with 95mm Stackable Circular Filter Tray & 95mm Variable ND

- Slide 1 the 95mm circular filter tray with filter into the 95mm stackable circular filter tray.




- Mount 2 the variable ND and 3 the matte box body. Tighten the tie down screws.





Documents / Resources



[TILTA MB-T16-DCF Dual Circular Filter Tray for Tilta Mirage](#) [pdf] Instructions
 MB-T16-DCF Dual Circular Filter Tray for Tilta Mirage, MB-T16-DCF, Dual Circular Filter Tray fo
 r Tilta Mirage, Filter Tray for Tilta Mirage, Tray for Tilta Mirage, Tilta Mirage, Mirage