



## TiKiTUNES E235881 Bluetooth Speaker with Ground Stakes User Manual

[Home](#) » [TiKiTUNES](#) » TiKiTUNES E235881 Bluetooth Speaker with Ground Stakes User Manual 

**TIKiTUNES™**  
BLUETOOTH® SPEAKER + AMBIENT LIGHT



## User Manual

### Contents

- [1 Safety Information](#)
- [2 Introduction](#)
- [3 Components](#)
- [4 Technical Specifications](#)
- [5 Operation Instructions](#)
- [6 Trouble Shooting](#)
- [7 Limited Warranty](#)
- [8 Consumer Rights & Arbitration Agreement](#)
- [9 Copyright Notice](#)
- [10 Certification](#)
- [11 FCC Notice](#)
- [12 Documents / Resources](#)
  - [12.1 References](#)
- [13 Related Posts](#)

## Safety Information

By using the TikiTunes, you hereby agree that Limitless Innovations, Inc., an Illinois corporation and its affiliates ("Limitless") shall have no liability for any losses associated with property damage, personal injury, or loss of life

that are incurred by you or by any third party in connection with or relating in any manner whatsoever to your use of the TikiTunes. By using the TikiTunes, you hereby agree at all times to comply fully with all safety warnings, operating instructions, and general safety information in this user manual. By using the TikiTunes, you further agree to hold harmless Limitless, (and Limitless' officers, directors, shareholders, and employees) in connection with any losses sustained by you (including, without limitation, losses arising in whole or in part from property damage, personal injury or loss of life) relating in any manner whatsoever to your use of the TikiTunes.

## **SAFETY WARNINGS**

- The TikiTunes is NOT a toy and should be kept away from children.
- Do **NOT** use the TikiTunes near a magnetic or electric field.
- Do **NOT** use the TikiTunes in direct sunlight or extreme heat.
- Do **NOT** use the TikiTunes if it has been damaged and/or modified.
- Do **NOT** subject the TikiTunes Wireless Speaker to harsh chemicals.
- Do **NOT** submerge the TikiTunes or their accessories in water.
- Do **NOT** store the TikiTunes where temperatures will exceed 140°F (60°C).
- Do **NOT** insert any foreign objects into the openings or ports of the TikiTunes.
- Do **NOT** charge the TikiTunes in high humidity conditions.
- Do **NOT** attempt to replace the battery as it is a non-serviceable part.
- Do **NOT** attempt to open the outer casing of the TikiTunes.
- Do **NOT** paint or apply coatings to the TikiTunes as you might affect moving parts or damage internal components.
- Do **NOT** attempt to disassemble or repair the TikiTunes or its accessories. Contact customer service for technical assistance at (855) 843-4828.
- Do **NOT** leave the TikiTunes plugged in for extended periods of time. Doing so may decrease the life of the battery life.
- Batteries should be recycled or disposed of, as per state and local guidelines.


## **Introduction**

### **TIKITUNES BLUETOOTH® SPEAKER + AMBIENT LIGHT**


The TikiTunes portable 5-watt speaker offers 6-hours of continuous playtime from any Bluetooth® enabled device with its built-in 2000 mAh rechargeable battery. Connect up to two TikiTunes Bluetooth® Speakers using dual sync capabilities from a maximum distance of 30FT for a true stereo sound. The warm LED ambient light emits a flickering, atmospheric flame providing the perfect ambiance for evenings spent outdoors or a cozy night in.

## **WHAT'S INCLUDED**

1x TikiTunes Bluetooth® Speaker + Ambient Light  
1x Micro USB Cable  
1x User Manual



**Components**





## Technical Specifications

Device Pairing Name	TikiTunes
Wireless Transmission Distance	30ft
Built-In High-Efficiency Lithium Battery	3.7V / 2000 mAh
Output Power	5W
Play Time	6-Hours
SNR	<75dB
Distortion Rate	≤10%
Power Supply	5V / 1A
Horn Parameters	4Ω / 5W
Product Dimensions	4" x 6.5"
Speaker Pairing Capacity	2 Speakers Maximum
Bluetooth® Version	5

## Operation Instructions

### TURNING ON / OFF THE TIKITUNES

1. Press and hold  to power on the TikiTunes. You will hear the “TikiTunes Ready to Pair” prompt and the white LED on top of the unit will continuously blink.
2. Press and hold  to power off the TikiTunes. There will be a power-off sound and the LED Indicator Light will turn off when successful.

### PAIRING TWO TIKITUNES

1. Turn on both of the TikiTunes. You will hear the “TikiTunes Ready to Pair” prompt and the white LED Indicator Light on top of the units will continuously blink.  
**NOTE:** The TikiTunes need to be within 1-2FT of each other in order to pair.
2. The TikiTunes will automatically pair together within 5-20 seconds. You will hear the “TikiTunes Connected” prompt when successfully paired.  
**NOTE:** If the two TikiTunes do not automatically pair together, please turn off both speakers and repeat steps 1 and 2.
3. Follow steps 2-4 in the next section to connect to a device.

### PAIRING THE TIKITUNES TO A COMPATIBLE DEVICE

1. Once the TikiTunes is powered on, you will hear the prompt “TikiTunes Ready to Pair.”
2. After the prompt, make sure your device’s Bluetooth feature is turned on.  
**NOTE:** If you have two TikiTunes paired together, you will only connect to one of them via Bluetooth.
3. Select “TikiTunes” from the list of available devices in your Bluetooth Settings. You will hear the prompt

“TikiTunes Connected” and the LED Indicator Light will stop blinking.

4. You can now begin streaming music through your TikiTunes.

**NOTE:** The TikiTunes will automatically pair to the last connected device. You can forget iTunes in the Bluetooth settings on your device.

## **ADJUSTING THE VOLUME OF THE TIKITUNES**

1. To increase the volume on the TikiTunes, press and hold.
2. The TikiTunes will beep once the max volume has been reached.
3. To decrease the volume on the TikiTunes, press and hold.

**NOTE:** The volume can also be adjusted from the connected device.

## **SKIPPING / RESTARTING SONG**

1. To skip to the next song, press once.
2. To go back to the previous song, press twice.
3. To restart the current song playing, press once.

## **TURNING ON / OFF THE AMBIENT LIGHT**

1. Press the center button of the Control Panel to turn the Ambient Light on/off.

## **CHARGING THE TIKITUNES**

1. Remove the Silicone Cover from the Micro Charging Port (Input).
2. Plug the Micro USB Cable into the Micro Charging Port (Input).
3. Plug the opposite end of the USB cable into a USB charging port (not included).
4. The LED Indicator Light around the Control Panel will turn red while charging.
5. Once the TikiTunes is fully charged, the red light will turn off.
6. Remove the Micro USB Cable and close the Silicone Cover on the Micro Charging Port (Input).

**NOTE:** Do not leave the TikiTunes plugged in for an extended period of time. Always power off the TikiTunes when not in use to avoid unnecessary power loss.

## **INSTRUCTIONAL VIDEOS**

For additional assistance, please contact Customer Support or visit: [LimitlessInnovations.com/Videos/TikiTunes](https://LimitlessInnovations.com/Videos/TikiTunes)  
Customer Support:

[Support@LimitlessInnovations.com](mailto:Support@LimitlessInnovations.com)

(855) 843-4828

## **Trouble Shooting**

If you are experiencing trouble with your TikiTunes, try the following solutions. If you are not able to resolve the issue, please contact Customer Support: [Support@LimitlessInnovations.com](mailto:Support@LimitlessInnovations.com) | (855) 843-4828

- **The ambient light will not work.**
  - Recharge the TikiTunes.

- Reset the TikiTunes. It might need to be rebooted on occasion to correct minor issues. See page 5 for instructions on how to turn on/off the TikiTunes. Wait 15 seconds before turning it back on.
- **Two TikiTunes will not pair together.**
  - The TikiTunes must be connected to one another before connecting to a Bluetooth-enabled device. Forget or remove the TikiTunes from all mobile devices.
  - Reset both TikiTunes. Follow the directions on page 5, section 2 to pair the TikiTunes.
  - Move the TikiTunes closer together. They must be within 1-2FT of each other while pairing.
- **The power turns off suddenly.**
  - Recharge the TikiTunes. It may need to be reset on occasion.
- **TikiTunes does not show up in the Bluetooth menu on my device.**
  - TikiTunes may be connected to another device. "Forget" the TikiTunes in the Bluetooth settings on all nearby devices.
  - Reboot the Bluetooth connection by turning the device's Bluetooth off and back on again.
  - Reboot the mobile device. · Reset the TikiTunes.
- Humming, buzzing, or poor sound quality.
  - Try moving the TikiTunes. There may be interference from a surrounding device, item, or frequency.

## Limited Warranty

Your use of the product shall at all times require you to comply with all terms, conditions of use, instructions, and recommendations set forth within the TikiTunes User Manual and Terms and Conditions found at:

**Manual:** [limitlessinnovations.com/manual/tikitunes.pdf](http://limitlessinnovations.com/manual/tikitunes.pdf)

### Warranty Terms & Conditions:

[LimitlessInnovations.com/Warranty](http://LimitlessInnovations.com/Warranty)

Are you having issues with your TikiTunes product?

Contact our support team today at:

[LimitlessInnovations.com/Support](http://LimitlessInnovations.com/Support) or call us at (855) 843-4828

Subject to the exclusions contained below, Limitless Innovations, Inc. ("Limitless") warrants the TikiTunes product to be free from defects in materials and workmanship under normal consumer usage for a period of one (1) year from the date of original purchase, (the "Limitless Limited Warranty"). As utilized herein, the term "TikiTunes" (or the singular, TikiTunes product) shall include all products set forth above in the what's included a section of this User Manual that may be sold by Limitless now or in the future. This Limitless Limited Warranty is a consumer's sole and exclusive remedy regarding any express warranty claim by a consumer and is subject to the exclusions on the following pages:

### Exclusions:

The Limitless Limited Warranty shall not apply in the event of the occurrence of any of the following:

1. **Normal Wear and Tear.** The Limitless Limited Warranty shall not apply to cover the maintenance, repair, and/or replacement of parts or the TikiTunes Wireless Speaker products due to normal wear and tear by the consumer.
2. **Abuse and Misuse.** The Limitless Limited Warranty shall not cover defects or damage that result in whole or in part from: (a) improper operation, storage, misuse or abuse, accident or neglect by the consumer (including, without limitation, physical damage, cracks, and scratches to the surface of the TikiTunes product; (b) contact with liquid, water, rain, extreme humidity or heavy perspiration, sand, dirt or the like, extreme heat, or food; (c) use of the TikiTunes product for commercial purposes; (d) subjecting the TikiTunes product to abnormal usage or conditions; and/or (d) other acts which are not the sole and absolute fault of the TikiTunes.
3. **Unauthorized Service or Modification.** The Limitless Limited Warranty shall not cover defects or damages resulting in whole or in part from service, testing, adjustment, installation, maintenance, alteration, or

modification in any way by someone other than Limitless or its authorized service centers.

4. **Altered Products.** The Limitless Limited Warranty shall not cover defects or damages to a TikiTunes product with (a) serial numbers or date tags that have, at any time, been removed, altered, or obliterated; (b) broken seals or that show evidence of tampering; (c) mismatched board serial numbers; or (d) nonconforming or non-TikiTunes housings, or components.
5. **Communication Services.** Defects, damage, or the failure of the TikiTunes products due to any communication service or signal you may subscribe to or use with the TikiTunes product or software.

## **WHO IS COVERED?**

This warranty extends only to the first consumer purchaser and is not transferable to any third party nor applicable to any subsequent owner other than the first consumer purchaser.

## **HOW ARE CLAIMS RESOLVED?**

If Limitless determines, in its sole and absolute discretion, that a claim is subject to the Limitless Limited Warranty, it will, at its sole option, repair or replace the TikiTunes product or alternatively, it will, in its discretion, refund the purchase price of any TikiTunes products or software. The TikiTunes product replacement will be with a functionally equivalent reconditioned/refurbished /pre-owned or new TikiTunes product or part.

For additional information, visit us at: [LimitlessInnovations.com/Support](https://LimitlessInnovations.com/Support) or call us at (855) 843-4828

## **WHO DO I CONTACT TO MAKE A CLAIM?**

In the event of any warranty claim under the Limitless Limited Warranty, you can contact the telephone number below or provide a written correspondence to the address below at which time and in response thereto, you will receive instructions on how to ship any TikiTunes product at your expense, to a Limitless authorized repair center. To obtain service, you must include: (a) a copy of your receipt, bill of sale, or other comparable proof of purchase; (b) a written description of the problem; (c) the name of your service provider, if applicable; and (d) your mailing address, email address, and telephone number.

For additional information, visit us at:

[LimitlessInnovations.com/Support](https://LimitlessInnovations.com/Support) or call us at (855) 843-4828

## **WHO DO I CONTACT TO MAKE A CLAIM?**

In the event of any warranty claim under the Limitless Limited Warranty, you can contact the telephone number below or provide a written correspondence to the address below at which time and in response thereto, you will receive instructions on how to ship any TikiTunes product at your expense, to a Limitless authorized repair center. To obtain service, you must include: (a) a copy of your receipt, bill of sale, or other comparable proof of purchase; (b) a written description of the problem; (c) the name of your service provider, if applicable; and (d) your mailing address, email address, and telephone number.

## **Mailing Address (Please call (855) 843-4828 first to obtain RMA #)**

Limitless Innovations | 4800 Metalmaster Way | McHenry, IL 60050

## **WHAT OTHER LIMITATIONS ARE THERE?**

ANY WARRANTY CLAIM SHALL BE LIMITED TO THE LIMITLESS COST OF MATERIAL ON THE TIKITUNES WIRELESS SPEAKER PRODUCT DETERMINED TO HAVE A MANUFACTURER'S DEFECT. IN NO EVENT SHALL LIMITLESS BE LIABLE TO ANY PARTY FOR ANY LABOR COSTS OR ANY OTHER DIRECT, INDIRECT, CONSEQUENTIAL, INCIDENTAL, OR SPECIAL DAMAGES, WHETHER IN CONTRACT OR TORT, AND LIMITLESS EXPRESSLY DISCLAIMS LIABILITY FOR ANY DAMAGES OF ANY KIND ARISING UNDER ANY THEORY OF LAW WHATSOEVER. THE PERFORMANCE OF THE TIKITUNES PRODUCT DEPENDS ON THE PURCHASER'S ADHERENCE TO MANUFACTURER PRODUCT INSTRUCTIONS AND LIMITLESS WILL NOT BE RESPONSIBLE TO PURCHASER FOR ANY DEVIATIONS THEREFROM. SOME STATES DO NOT ALLOW THE EXCLUSION OR LIMITATION OF INCIDENTAL OR CONSEQUENTIAL DAMAGES, SO THE ABOVE LIMITATION OR EXCLUSION REGARDING INCIDENTAL OR CONSEQUENTIAL DAMAGES MAY NOT APPLY TO YOU. ALL IMPLIED WARRANTIES, INCLUDING, WITHOUT LIMITATION, THE IMPLIED WARRANTY OF MERCHANTABILITY AND THE IMPLIED WARRANTY OF FITNESS FOR A PARTICULAR PURPOSE SHALL EXPIRE ON THE DATE WHICH IS 1 YEAR FROM THE DATE OF FIRST PURCHASE OF THE TIKITUNES PRODUCT BY THE CONSUMER.

SOME STATES DO NOT ALLOW LIMITATIONS ON HOW LONG AN IMPLIED WARRANTY LASTS, SO THE ABOVE LIMITATION MAY NOT APPLY TO YOU. WITH RESPECT TO THAT PERIOD OF TIME BEYOND THE TIKITUNES WIRELESS SPEAKER 1 YEAR LIMITED WARRANTY PERIOD, LIMITLESS DISCLAIMS AND FURTHER MAKES NO WARRANTY OF ANY KIND, EXPRESS OR IMPLIED, INCLUDING BUT NOT LIMITED TO, ANY WARRANTY OF MERCHANTABILITY OR WARRANTY OF FITNESS FOR A PARTICULAR PURPOSE. PLEASE NOTE THIS TIKITUNES WIRELESS SPEAKER LIMITED WARRANTY GIVES YOU SPECIFIC LEGAL RIGHTS, AND YOU MAY ALSO HAVE OTHER RIGHTS WHICH VARY FROM STATE TO STATE.

### **NATIONAL STATUTORY RIGHTS**

CONSUMERS IN SOME JURISDICTIONS MAY HAVE LEGAL RIGHTS UNDER APPLICABLE NATIONAL LEGISLATION GOVERNING THE SALE OF CONSUMER GOODS, INCLUDING, WITHOUT LIMITATION, NATIONAL LAWS IMPLEMENTING EC DIRECTIVE 99/44. THESE RIGHTS ARE NOT AFFECTED BY THE WARRANTIES IN THIS LIMITED WARRANTY.

### **Consumer Rights & Arbitration Agreement**

YOUR USE OF THE TIKITUNES SHALL BE GOVERNED BY THIS CONSUMER RIGHTS AND ARBITRATION AGREEMENT, ("AGREEMENT"). THIS AGREEMENT AFFECTS YOUR LEGAL RIGHTS AND REMEDIES BY PROVIDING THAT DISPUTES BETWEEN YOU AND THE MANUFACTURER OF THIS PRODUCT, LIMITLESS INNOVATIONS, INC., AN ILLINOIS CORPORATION ("LIMITLESS"), MUST BE RESOLVED THROUGH BINDING ARBITRATION, RATHER THAN IN A COURT. PLEASE READ THIS AGREEMENT CAREFULLY AS YOU ACCEPT THE TERMS OF THIS AGREEMENT BY RETAINING THE PRODUCT(S) PURCHASED IN CONNECTION WITH THIS AGREEMENT ("PRODUCT") FOR MORE THAN FOURTEEN (14) DAYS. IF YOU DO NOT AGREE TO THE TERMS OF THIS AGREEMENT AND YOU PURCHASED THE PRODUCT DIRECT FROM LIMITLESS (VIA WEB OR TELEPHONE), CALL (855) 843-4828 TO COORDINATE THE RETURN OF THE PRODUCT TO LIMITLESS WITHIN FOURTEEN (14) DAYS OF RECEIPT AT NO COST TO YOU. IF YOU PURCHASED THE PRODUCT ELSEWHERE, WITHIN FOURTEEN (14) DAYS OF PURCHASE YOU MUST CALL (855) 843-4828 AND THEN, ALSO WITHIN THIS SAME FOURTEEN (14) DAY PERIOD, RETURN THE PRODUCT TO THE POINT OF PURCHASE. FOR ANY QUESTIONS RELATED TO THE ABOVE, PLEASE CALL (855) 843-4828.

### **RESOLUTION OF CLAIMS OR DISPUTES**

Any claim or dispute between you and Limitless arising out of or relating in any way to the Product or this Agreement shall be resolved through final, binding arbitration. This arbitration obligation applies regardless of whether the claim or dispute involves a tort, fraud, misrepresentation, product liability, negligence, violation of a statute, or any other legal theory. Both you and Limitless specifically acknowledge and agree that you waive your right to bring a lawsuit based on such claims or disputes and to have such a lawsuit resolved by a judge or jury.

### **LIMITATION OF LEGAL REMEDIES**

All arbitrations under this Agreement shall be conducted only on an individual (and not a class-wide) basis and an arbitrator shall have no authority to award class-wide relief. You acknowledge and agree that this Agreement specifically prohibits you from commencing arbitration proceedings as a representative of others or joining in any arbitration proceedings brought by any other person.

### **ARBITRATION PROCEDURES**

Before commencing any arbitration proceedings under this Agreement, you must first present the claim/dispute to Limitless by calling 855-843-4828, providing requested contact information, and allowing Limitless the opportunity to resolve it. If your claim or dispute is not resolved within sixty (60) days, you may commence arbitration proceedings in accordance with the terms of this Agreement. The arbitration of claim(s)/dispute(s) under this Agreement shall be pursuant to the American Arbitration Association's ("AAA") United States Commercial Dispute Resolution Procedures and Supplementary Procedures for Consumer-Related Disputes (see [www.adr.org](http://www.adr.org) for their rules and procedures). The arbitration of any claim/dispute under this Agreement shall be in the State of Illinois or the location in which you received this Agreement. All administrative expenses of arbitration proceedings under this Agreement shall be divided equally between you and Limitless, except that: (a) if the claim/ dispute subject to the arbitration proceedings is less than ten thousand dollars (US \$10,000), you will be responsible for no more than one hundred twenty-five dollars (US \$125) in administrative expenses; (b) if the claim or dispute subject to the arbitration proceedings is more than ten thousand dollars (US \$10,000), but less than seventy-five thousand dollars (US \$75,000), you will be responsible for no more than three hundred seventy-five dollars (US \$375) in administrative expenses; and (c) if the claim/dispute subject to the arbitration proceedings is more than seventy-five thousand dollars (US \$75,000), then you will be responsible for administrative expenses in accordance with

the Commercial Fee Schedule provided by the AAA. You acknowledge and agree that each party shall pay the fees and costs of its own counsel, experts, and witnesses.

#### **CHOICE OF LAW & SEVERABILITY**

This Agreement shall be governed by the United States Federal Arbitration Act and the laws of the state of Illinois. If any provision of this Consumer Rights and Arbitration Agreement is declared or found to be unlawful, unenforceable, or void, such provision will be ineffective only to the extent that it is found unlawful, unenforceable, or void and the remainder shall remain fully enforceable.

#### **Copyright Notice**

All of the TikiTunes products and information shared in this manual are protected by copyright. Copying, reproducing, reverse engineering, or distributing any information of the TikiTunes related products hardware or software without a formal and written authorization and license from Limitless Innovations, Inc. is prohibited and may result in legal action to the full extent of the law.

#### **Certification**

##### **IP65 RATING**

This device complies with IP65 enclosures. IP65 is rated as “dust tight” (protects against dust that may harm equipment) and protected against water projected from a nozzle in all directions (Limited Ingress Permitted). IP (or “Ingress Protection”) ratings are defined in international standard EN 60529 (British BS EN 60529:1992, European IEC 60509:1989). They are used to define levels of sealing effectiveness of electrical enclosures against intrusion from foreign bodies (tools, dirt, etc.) and moisture. The numbers that follow IP each have a specific meaning. The first indicates the degree of protection (of people) from moving parts, as well as the protection of enclosed equipment from foreign bodies. The second defines the protection level that the enclosure enjoys from various forms of moisture (drips, sprays, submersion, etc.).

#### **FCC Notice**

“This device complies with Part 15 of the FCC Rules. Operation is subject to the following two conditions: (1) this device may not cause harmful interference, and (2) this device must accept any interference received, including interference that may cause undesired operation.”

“**WARNING:** Changes or modifications to this unit not expressly approved by the party responsible for compliance could void the user’s authority to operate the equipment.”

“**NOTE:** This equipment has been tested and found to comply with the limits for a Class B digital device, pursuant to Part 15 of the FCC Rules. These limits are designed to provide reasonable protection against harmful interference in a residential installation. This equipment generates, uses, and can radiate radio frequency energy and, if not installed and used in accordance with the instructions, may cause harmful interference to radio communications.”

However, there is no guarantee that interference will not occur in a particular installation. If this equipment does cause harmful interference to radio or television reception, which can be determined by turning the equipment off and on, the user is encouraged to try to correct the interference by one or more of the following measures:

- Reorient or relocate the receiving antenna.
- Increase the separation between the equipment and receiver.
- Connect the equipment into an outlet on a circuit different from that to which the receiver is connected. Consult the dealer or an experienced radio/ TV technician for help.

# TIKiTUNES™

BLUETOOTH® SPEAKER + AMBIENT LIGHT

All rights reserved. TikiTunes is a trademark of Limitless Innovations, Inc. Design and specifications are subject to change without notice. Products may vary from the images shown.

All other trademarks included herein are property of their respective owners.

The Bluetooth® word mark and logos are registered trademarks owned by Bluetooth SIG, Inc. and any use of such marks by Limitless Innovations is under license.

Made in China

(855) 843-4828


[Support@LimitlessInnovations.com](mailto:Support@LimitlessInnovations.com)

[LimitlessInnovations.com](http://LimitlessInnovations.com)

© Limitless Innovations, Inc.

 @LimitlessInnovations	 /LimitlessInnov	 /LimitlessInnov	 /LimitlessInnov Limitless	 Innovations
--	--	--	--	--

## Documents / Resources

 User Manual	<a href="#">TiKiTUNES E235881 Bluetooth Speaker with Ground Stakes</a> [pdf] User Manual E235881, Bluetooth Speaker with Ground Stakes
--	---

## References

- [Cutting-Edge Consumer Electronic & Tech | Limitless Innovations](#)
- [Contact Us– Limitless Innovations](#)
- [TikiTunes Videos Page– Limitless Innovations American Express Apple Pay Diners Club Discover Elo Facebook Pay Google Pay JCB Mastercard PayPal Shop Pay Venmo Visa](#)
- [Warranty/Terms & Conditions– Limitless Innovations](#)
- [American Arbitration Association | ADR.org](#)