

TICA Air Conditioner Remote Controller User Guide


[Home](#) » [TICA](#) » TICA Air Conditioner Remote Controller User Guide

TICA Air Conditioner Remote Controller User Guide

Air-conditioner Remote Controller

Operating Guide

- Read this guide carefully before using the remote controller.
- Keep it after reading.



No. 6, Hengye Road, Nanjing Economic and Technological Development Zone, Nanjing, Jiangsu, China

Postal code: 210046

<http://www.ticachina.com>

Service hotline: 4008-601-601

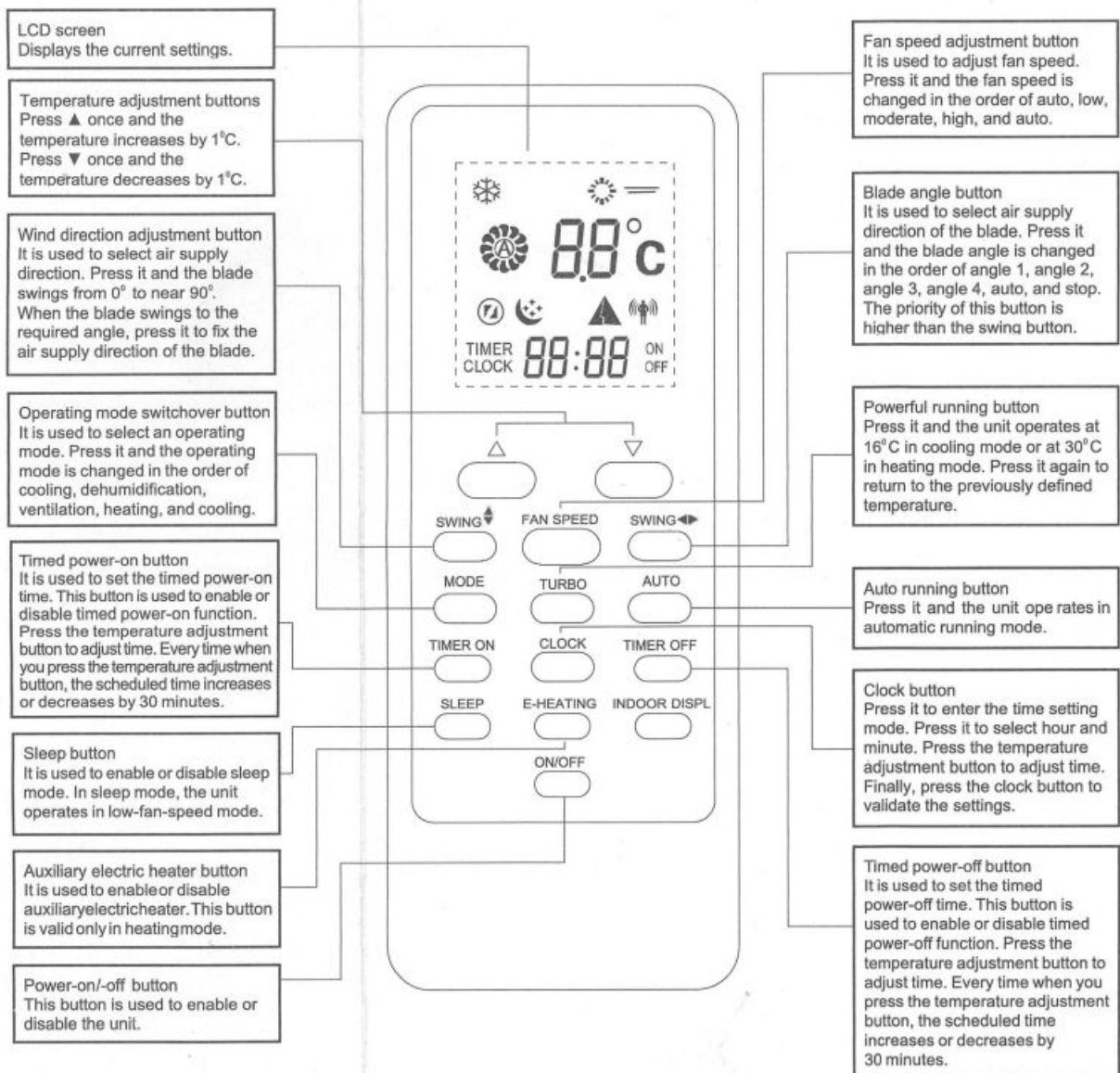
– Service quality supervision hotline of the HQ: 86-25-85326977

Customer service email: tica@ticachina.com

NANJING TICA CLIMATE SOLUTIONS CO., LTD.

Dear users,

Thank you for purchasing and using a TICA air-conditioner remote controller and trusting us. We are dedicated to creating a comfortable and healthy life for you. Please give us your feedback because it is very important to us. Before using the remote controller, please carefully read this guide and keep it well. TICA is devoted to product improvement and the product is subject to change without prior notice.



Contents [[hide](#)]

- [1 Precautions](#)
- [2 Maintenance](#)
- [3 Documents / Resources](#)
- [4 Related Posts](#)

Precautions

1. Important notes

- TICA is devoted to product improvement and the product is subject to change without prior notice.
- TICA is not responsible for the contingent damages when the product is operating in a specific environment.
- Any part of this guide cannot be reproduced without permission.

2. Checking arrivals

- After receiving the remote controller, check whether it is damaged during transportation. Inform the transportation company in writing immediately about any damage on the surface or inside.
- Check accessories against the Packing List.

This guide describes how to use the remote controller.

Using the remote controller in the conditions beyond this guide is not recommended.


- Please contact the local agent if any problem arises.
TICA shall not be responsible for the product change without written consent from TICA.
- Operating the remote controller by wet hands or pouring water on it is prohibited. Because the product contains electrical components, water may result in serious electric shock or short circuit.
- Never use pesticide, paint, fixatore or other toxic gas within one meter around the remote controller.

Maintenance

Maintenance and after-sales service

- Use a dry and soft cloth to remove the dirt on the LCD screen or controller body. If the dirt cannot be removed, use water to dilute neutral detergent, dip the cloth in the diluted detergent, and then wring it out. Use the cloth to remove the dirt. After the dirt is removed, use a dry cloth to wipe the LCD screen or controller body.
Do not use diluent, organic solvent, strong acid, and so on.
- For the after-sales service, contact your sales service provider. NANJING TICA CLIMATE SOLUTIONS CO., LTD.

Documents / Resources

	TICA Air Conditioner Remote Controller [pdf] User Guide Air Conditioner Remote Controller, Remote Controller, Controller
---	---