

[Skip to content](#)

Manuals+

User Manuals Simplified.



TIC Amp200 Bluetooth Amplifier with IR Remote User Guide

[Home](#) » [TIC](#) » TIC Amp200 Bluetooth Amplifier with IR Remote User Guide

Contents [hide](#)

[1 TIC Amp200 Bluetooth Amplifier with IR Remote](#)

[2 Front panel functionsIR Remote](#)

[3 connections](#)

[4 wifi setup](#)

[5 FCC Statment](#)

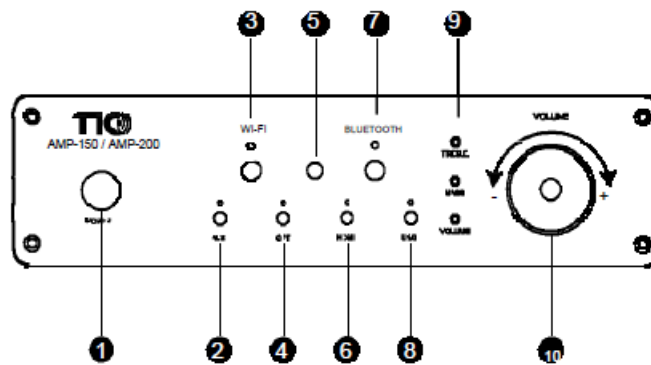
[6 Documents / Resources](#)

[7 Related Posts](#)

TIC

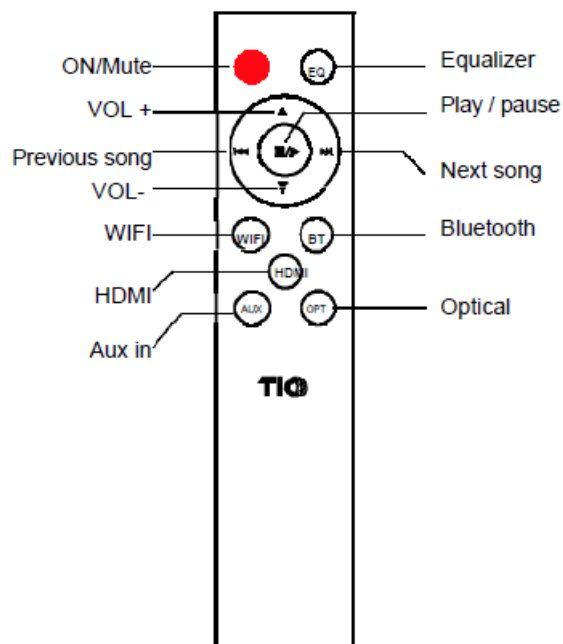
TIC Amp200 Bluetooth Amplifier with IR Remote



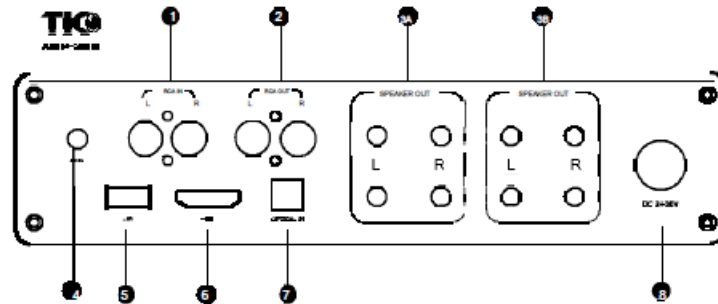
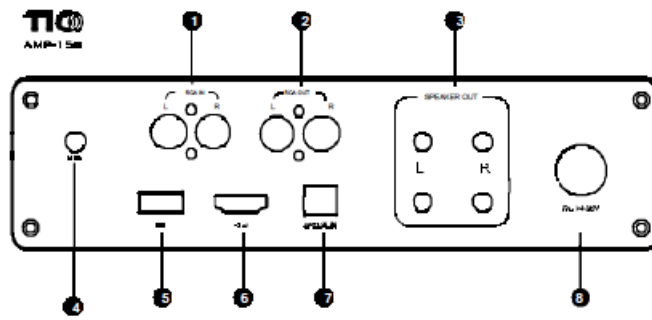


- | | |
|-------------------------------------|------------------------|
| 1. Power switch | 7. Bluetooth indicator |
| 2. Aux in indicator | 8. USB indicator |
| 3. Wi-fi indicator | 9. Volume indicator |
| 4. Optical fiber indicator | 10. Volume control |
| 5. Infrared remote control receiver | |
| 6. HDMI indicator | |

Front panel functions



IR Remote



- | | |
|----------------------|-----------------|
| 1.RCA Input | 6.HDMI Input |
| 2.RCA Output | 7.Optical Input |
| 3A 3B.Speaker Output | 8.Power input |
| 4.Wifi/BT ANT | |
| 5.USB Input | |

connections

wifi setup

Wi-Fi SetupDownload and install the Muzo app by scanning below QR cOde, or search “Muzo Pod” in the App Store (iOS devices) Google Play (Android devices). Open the App and follow the on-screen guide to set up your Wi-Fi audio network.

Note: “For additional information, see the Muzo Pod Audio App Guide and Product Manuals online at ticcorp.com

Scan to download for iOS

Scan to download for Android



* Main technical parameters

Name	Technical Parameter
Product Name	WIFI & BLUETOOTH AMPLIFIERS AND SPEAKERS
Product Model	Amp200
Audio Input	WIFI/Bluetooth/OPTICAL/AUX/Vinyl HDMI/RCAMM
Audio Output	SPEAKER R+L / RCA
Work Voltage	DC 32V-5A
Output Power	2X100W(4Ω)8Ω 4X100W 8Ω
Frequency Response	20Hz - 20kHz
Harmonic Distortion	0.05%
Impedance	2k Ohm
SNR	95db
AUX input sensitivity	1V
Vinyl input sensitivity	MM phono-5MV
RCA output rated level	1V

Net weight 1.3kg

Dimension 22.5cm*20.2cm*4.5cm

MODEL: Amp200 QUICK START GUIDE Contact Us: 15224 Stafford St City of Industry, CA 91744 626-968-0211 626-839-9018 www.ticcorp.com/support

FCC Statment

This device complies with Part 15 of the FCC Rules. Operation is subject to the following two conditions: (1) this device may not cause harmful interference, and (2) this device must accept any interference received, including interference that may cause undesired operation. changes or modifications not expressly approved by the party responsible for compliance could void the user's authority to operate the equipment.

NOTE: This equipment has been tested and found to comply with the limits for a Class B digital device, pursuant to Part 15 of the FCC Rules. These limits are designed to provide reasonable protection against harmful interference in a residential installation. This equipment generates, uses and can radiate radio frequency energy and, if not installed and used in accordance with the instructions, may cause harmful interference to radio communications. However, there is no guarantee that interference will not occur in a particular installation. If this equipment does cause harmful interference to radio or television reception, which can be determined by turning the equipment off and on, the user is encouraged to try to correct the interference by one or more of the following measures:

- Reorient or relocate the receiving antenna.
- Increase the separation between the equipment and receiver
- Connect the equipment into an outlet on a circuit different from that to which the receiver is connected.
- Consult the dealer or an experienced radio/TV technician for help.

NOTE: This device and its antenna(s) must not be co-located or operated in conjunction with any other antenna or transmitter RF Exposure Statement To maintain compliance with FCC's RF exposure guidelines, This equipment should be installed and operated with a minimum distance of 20cm between the radiator and your body. This device and its antenna(s) must not be co-located or operated in conjunction with any other antenna or transmitter

Documents / Resources



[TIC Amp200 Bluetooth Amplifier with IR Remote](#) [pdf] User Guide

AMP200, 2AJNG-AMP200, 2AJNGAMP200, Amp200 Bluetooth Amplifier with IR Remote, Amp200, Bluetooth Amplifier with IR Remote

[Manuals+](#),

- [home](#)
- [privacy](#)