




Tianyin AC-DB-CHV1 Smart Chime User Manual

[Home](#) » [Tianyin](#) » Tianyin AC-DB-CHV1 Smart Chime User Manual 

Tianyin AC-DB-CHV1 Smart Chime

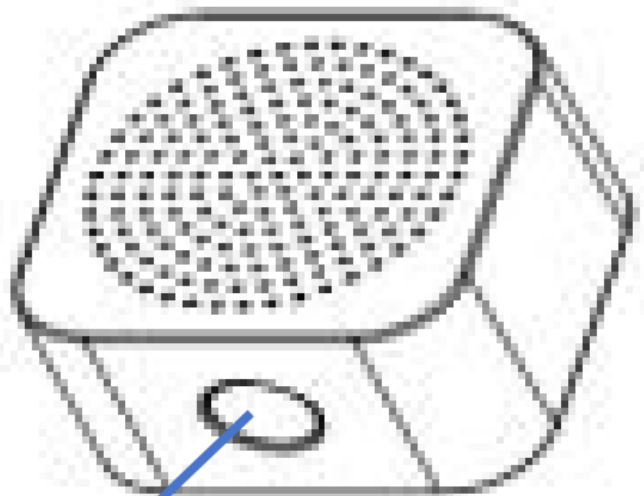


Contents

- [1 Electrical Specification](#)
- [2 Button Switch Function Description](#)
- [3 Software Control Description](#)
- [4 Warning.](#)
- [5 IC Warning](#)
- [6 Documents / Resources](#)
 - [6.1 References](#)
- [7 Related Posts](#)

Electrical Specification

Input: AC100-240V 47Hz-64Hz



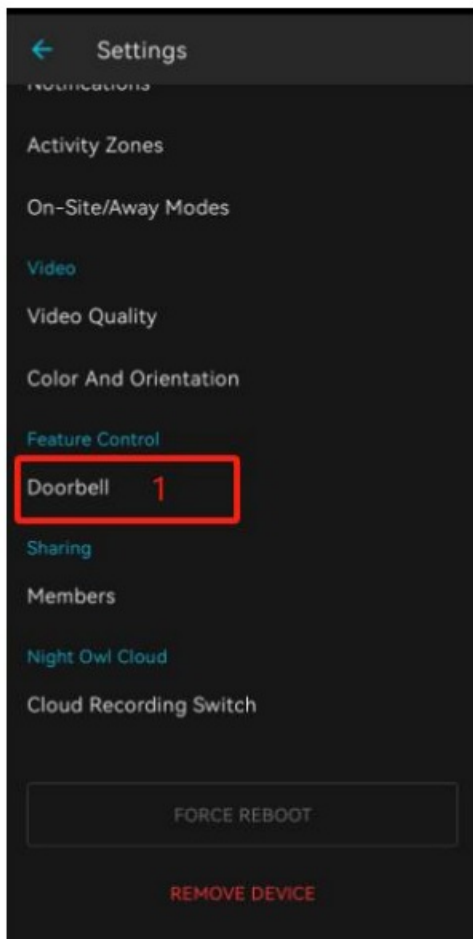
Button Switch

Button Switch Function Description

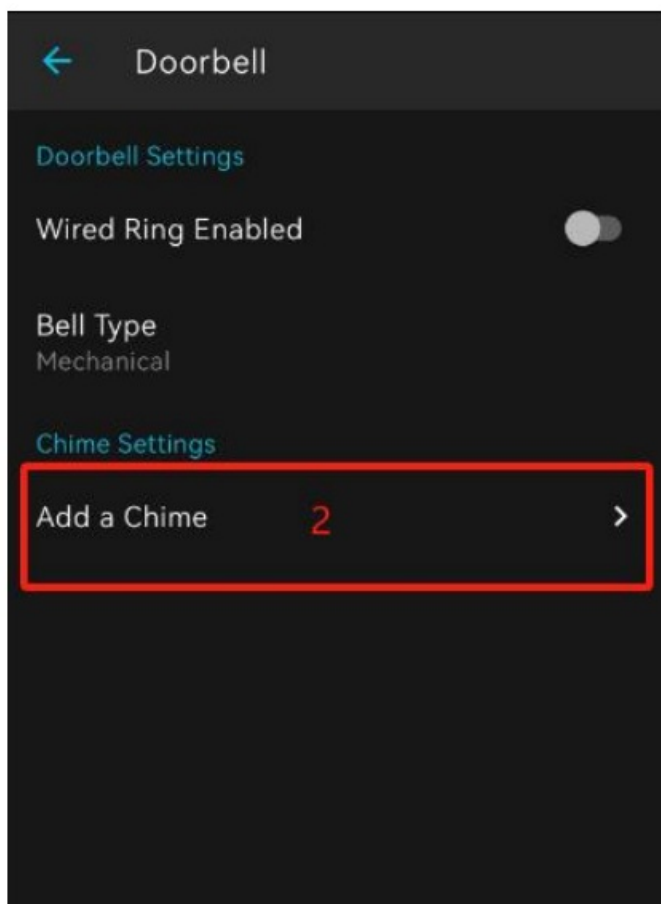
After the product is powered on, different music can be replaced by a button switch

Software Control Description

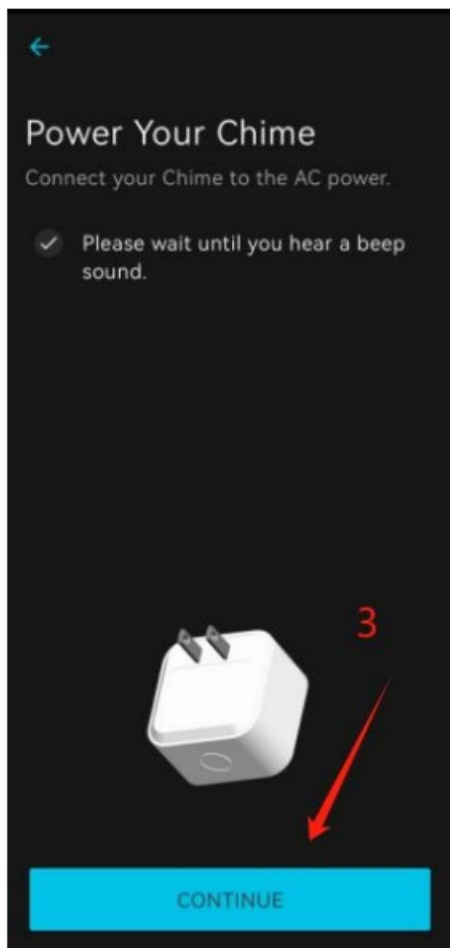
1. Enter the APP interface and find the Doorbell item



2. Select Add a Chime



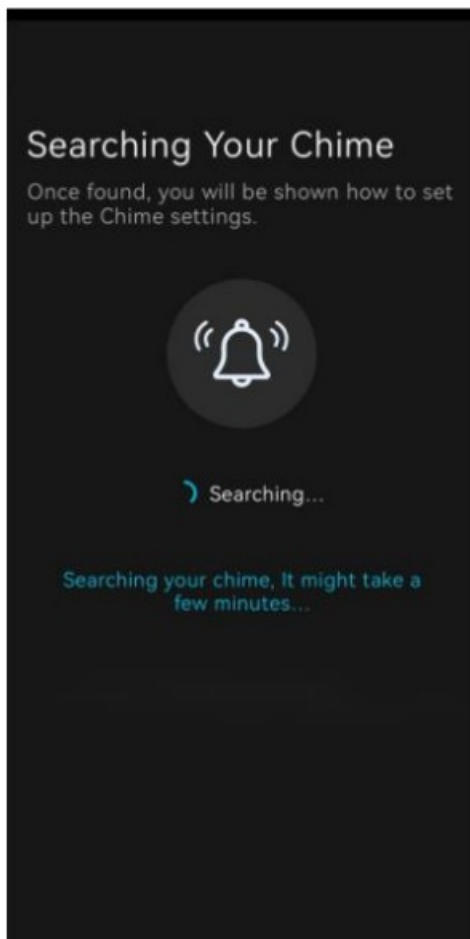
3. Power on Ding Dong. After powering on Ding Dong, there will be a prompt tone



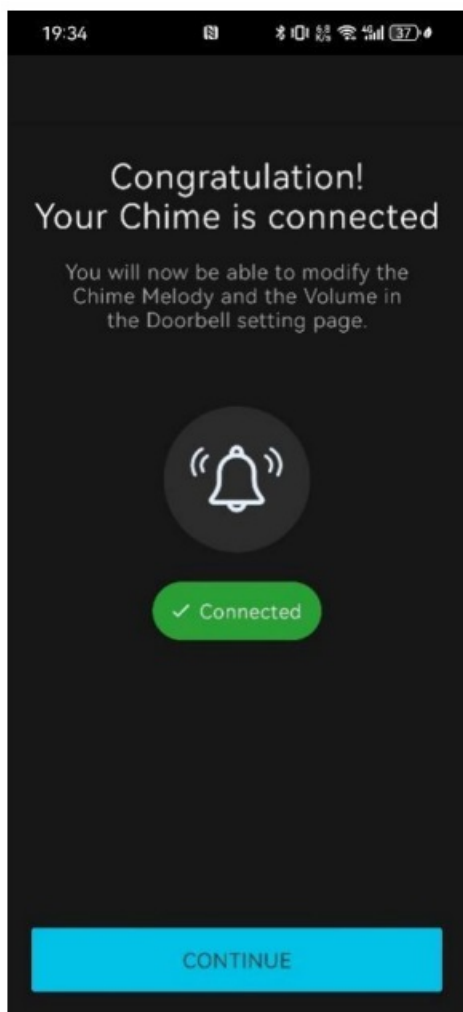
4. Long press the Ding Dong button for 10 seconds to enter the pairing



5. Wait for pairing



6. Pairing is complete



After the pairing is completed, the ringtone of the product can be controlled through the mobile APP. When someone rings the doorbell, you can be notified remotely through the mobile APP.

Note:

This product is not waterproof and is only for indoor use.

Non-professionals are not allowed to open the casing as there is a risk of electric shock when opening the casing.

Warning.

FCC Warning:

This device complies with part 15 of the FCC Rules. Operation is subject to the following two conditions: (1) This device may not cause harmful interference, and (2) this device must accept any interference received, including interference that may cause undesired operation.

NOTE: This equipment has been tested and found to comply with the limits for a Class B digital device, pursuant to Part 15 of the FCC Rules. These limits are designed to provide reasonable protection against harmful interference in a residential installation. This equipment generates, uses, and can radiate radio frequency energy and, if not installed and used in accordance with the instructions, may cause harmful interference to radio communications. However, there is no guarantee that interference will not occur in a particular installation. If this equipment does cause harmful interference to radio or television reception, which can be determined by turning the equipment off and on, the user is encouraged to try to correct the interference by one or more of the following measures:

- Reorient or relocate the receiving antenna.
- Increase the separation between the equipment and receiver.
- Connect the equipment into an outlet on a circuit different from that to which the receiver is connected.
- Consult the dealer or an experienced radio/TV technician for help.

Changes or modifications not expressly approved by the party responsible for compliance could void the user's authority to operate the equipment.


The distance between user and products should be no less than 20cm.

IC Warning

This device contains licence-exempt transmitter(s) that comply with Innovation, Science and Economic Development Canada's licence-exempt RSS(s). Operation is subject to the following two conditions:

1. This device may not cause interference.
2. This device must accept any interference, including interference that may cause undesired operation of the device.

Documents / Resources

	<p>Tianyin AC-DB-CHV1 Smart Chime [pdf] User Manual AC-DB-CHV1, 2BGDX-AC-DB-CHV1, 2BGDXACDBCHV1, AC-DB-CHV1 Smart Chime, AC-DB-CHV1, AC-DB-CHV1 Chime, Smart Chime, Chime</p>
---	---

References

- [User Manual](#)

[Manuals+](#), [Privacy Policy](#)

This website is an independent publication and is neither affiliated with nor endorsed by any of the trademark owners. The "Bluetooth®" word mark and logos are registered trademarks owned by Bluetooth SIG, Inc. The "Wi-Fi®" word mark and logos are registered trademarks owned by the Wi-Fi Alliance. Any use of these marks on this website does not imply any affiliation with or endorsement.