

Thundercomm TurboX C865C Development Kit User Guide


[Home](#) » [Thundercomm](#) » Thundercomm TurboX C865C Development Kit User Guide 

Contents


- [1 Thundercomm TurboX C865C Development Kit](#)
- [2 Interface List](#)
- [3 Let's Get Started](#)
- [4 Documents / Resources](#)
 - [4.1 References](#)
- [5 Related Posts](#)



Thundercomm TurboX C865C Development Kit



Interface List



1. Type-A USB 3.0 connector
2. Digital microphone 3
3. HDMI OUT connector
4. Digital microphone 1
5. UART debug connector
6. ZIF FPC
7. BT/Wi-Fi antenna slot 1
8. BT/Wi-Fi antenna slot 2

9. HDMI IN connector
10. LEDs
11. Camera connector 3
12. Camera connector 2
13. SD card slot
14. SOM plate
15. Camera connector 0
16. Digital microphone 2
17. Camera connector 1
18. NVME SSD slot
19. DC IN connector
20. Power switch
21. Type-C USB 3.0 connector
22. Ethernet connector
23. Audio line-in connector
24. Left-channel speaker connector
25. Right-channel speaker connector
26. Volume up button
27. Volume down button
28. Power on the button
29. Board-to-board connector 1 (FPC)
30. Force_USB_boot button
31. Board-to-board connector 2 (FPC)


Let's Get Started

Remove the C865C DK board carefully from the package. Follow the steps below to boot up the device.

1. Connect BT/Wi-Fi Antenna 1 and BT/ Wi-Fi Antenna 2 to the board via BT/Wi-Fi antenna slot 1 (connector 7) and BT/Wi-Fi antenna slot 2 (connector 8) respectively.
2. Connect the power adapter to the board.
3. Connect the board to your computer by a Type-C USB 3.0 cable through Type-C USB 3.0 connector (connector 20).

NOTE: You can use UART debug connector (connector 5) if debug function is necessary.

4. Turn the Power switch (connector 19) to the DC IN position to boot up the device.



- **Contact us**
- **Email:** service@thundercomm.com
- **Address:** 1601 McCarthy Blvd Suite R-12 Milpitas CA,95035
- **Support software and documentation downloads:** www.thundercomm.com

Notices and trademarks

- Thunderstorm may have patents or pending patent programs covering the subject matter described in this document.
- The furnishing of this document does not give you any license to these patents. You can send license inquiries to service@thundercomm.com.

THUNDERCOMM PROVIDES THIS PUBLICATION "AS IS" WITHOUT WARRANTY OF ANY KIND, EITHER EXPRESS OR IMPLIED, INCLUDING, BUT NOT LIMITED TO, THE IMPLIED WARRANTIES OF NON-INFRINGEMENT, MERCHANTABILITY OR FITNESS FOR A PARTICULAR PURPOSE. Some jurisdictions do not allow disclaimer of express or implied warranties in certain transactions; therefore, this statement may not apply to you.

Changes are made periodically to the information herein; these changes will be incorporated in new editions of the publication. To provide better service, Thundercomm reserves the right to improve and/or modify the products and software programs described in the manuals, and the content of the manual, at any time without additional notice. The software interface and function and hardware configuration described in the manuals included with your development board or system on module might not match exactly the actual configuration of that you have purchased.

For the configuration of the product, refer to the related contract (if any) or product packing list, or consult the distributor for the product sales. Thundercomm may use or distribute any of the information you supply in any way it believes appropriate without incurring any obligation to you.

The products described in this document are not intended for use in implantation or other life support applications where malfunction may result in injury or death to persons. The information contained in this document does not affect or change Thundercomm product specifications or warranties.

Nothing in this document shall operate as an express or implied license or indemnity under the intellectual property rights of Thundercomm or third parties. All information contained in this document was obtained in


specific environments and is presented as an illustration. The result obtained in other operating environments may vary. The information of this document should not be as any invitation for offer or any advice to the visitors. Please consult the professional comments from the sales consultant prior to do any actions of invest or purchase. Thundercomm may use or distribute any of the information you supply in any way it believes appropriate without incurring any obligation to you. Any references in this publication to non-Thundercomm Web sites are provided for convenience only and do not in any manner serve as an endorsement of those Web sites. The materials at those Web sites are not part of the materials for this Thundercomm product, and use of those Web sites is at your own risk.

Thundercomm shall not be responsible for the content of the third party. Any performance data contained herein was determined in a controlled environment. Therefore, the result obtained in other operating environments may vary significantly. Some measurements may have been made on development-level systems and there is no guarantee that these measurements will be the same on generally available systems. Furthermore, some measurements may have been estimated through extrapolation. Actual results may vary. Users of this document should verify the applicable data for their specific environment


This document is copyrighted by Thundercomm and the property right of the date mentioned in this document, including but not limited trademarks, patents, copyrights, trade name etc. are not covered by any open-source license. Thundercomm may update this document at any time without notice. Anyone doesn't have the right to amend, reprint, republication, reproduce, transmit, distribute or any other way to use this document in business or public purpose without the prior written consent by Thundercomm. E-mail messages sent to Thundercomm via the Internet are not guaranteed to be completely secure. Thundercomm shall not be liable for any loss incurred by the surfer when transmitting any information over the Internet or for any loss incurred by Thundercomm when sending any information over the Internet at your request.

Thundercomm has all rights under other relevant exemptions provided by laws and regulations, and Thundercomm's failure to claim or delay in claiming such rights shall not be deemed to be a waiver of such rights by Thundercomm. Thundercomm reserves the right of final interpretation of this document. Thundercomm, Thundercomm TurboX, TURBOX, Thundersoft turboX are trademarks of Thundercomm Corporation or its associate companies in China and/or other countries. All other trademarks are the property of their respective owners **Copyright© 2021 Thundercomm Technology Co., Ltd. All rights reserved.**

Documents / Resources

	Thundercomm TurboX C865C Development Kit [pdf] User Guide TurboX C865C, Development Kit, TurboX C865C Development Kit
---	--

References

-  [Thundercomm - World leading IoT product and solution provider](#)
-  [Thundercomm - World leading IoT product and solution provider](#)