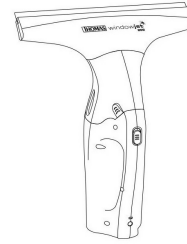


THOMAS
Windowject
2 In 1
Window
Cleaner



THOMAS Windowject 2 In 1 Window Cleaner Instruction Manual

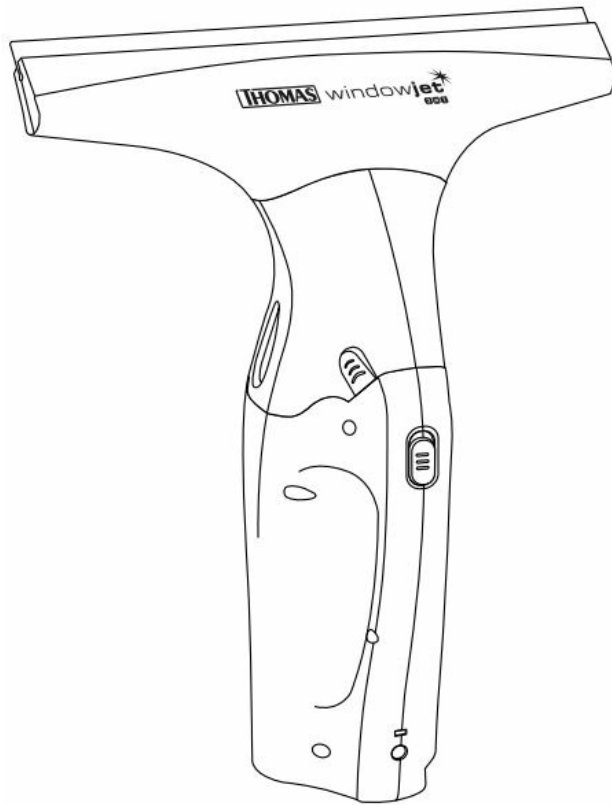
[Home](#) » [THOMAS](#) » THOMAS Windowject 2 In 1 Window Cleaner Instruction Manual 

Contents

- [1 THOMAS Windowject 2 In 1 Window Cleaner](#)
- [2 Product Specifications](#)
- [3 Product Usage Instructions](#)
- [4 Parts identification](#)
- [5 Intended use](#)
- [6 Charging the THOMAS windowjet/battery charger](#)
- [7 Information on disposal](#)
- [8 Technical data](#)
- [9 Warranty](#)
- [10 After Sales Service Addresses](#)
- [11 Frequently Asked Questions \(FAQ\)](#)
- [12 Documents / Resources](#)
 - [12.1 References](#)
- [13 Related Posts](#)

THOMAS

THOMAS Windowject 2 In 1 Window Cleaner



Product Specifications

- **Input Power:** 2200/3.7
- **Output Power:** 120
- **Battery Type:** Lithium-ion
- **Battery Capacity:** 0.75
- **Water Tank Capacity:** 28
- **Weight:** 0.75kg
- **Dimensions:** 28cm

Product Usage Instructions

Parts Identification

1. Switch On/Off
2. Charging Indicator
3. Charging Connector Sleeve
4. Water Spray Bottle
5. Water Tank
6. Microfiber Cloth
7. Device Charging Base

Intended Use

Use the THOMAS Windowjet according to its purpose for cleaning windows and glass surfaces.

Charging the THOMAS Windowjet

Connect the device to the charger and allow it to charge fully before use.

Maintenance and Servicing

Refer to the user manual for cleaning and maintenance instructions. Contact customer service for any issues.

Congratulations

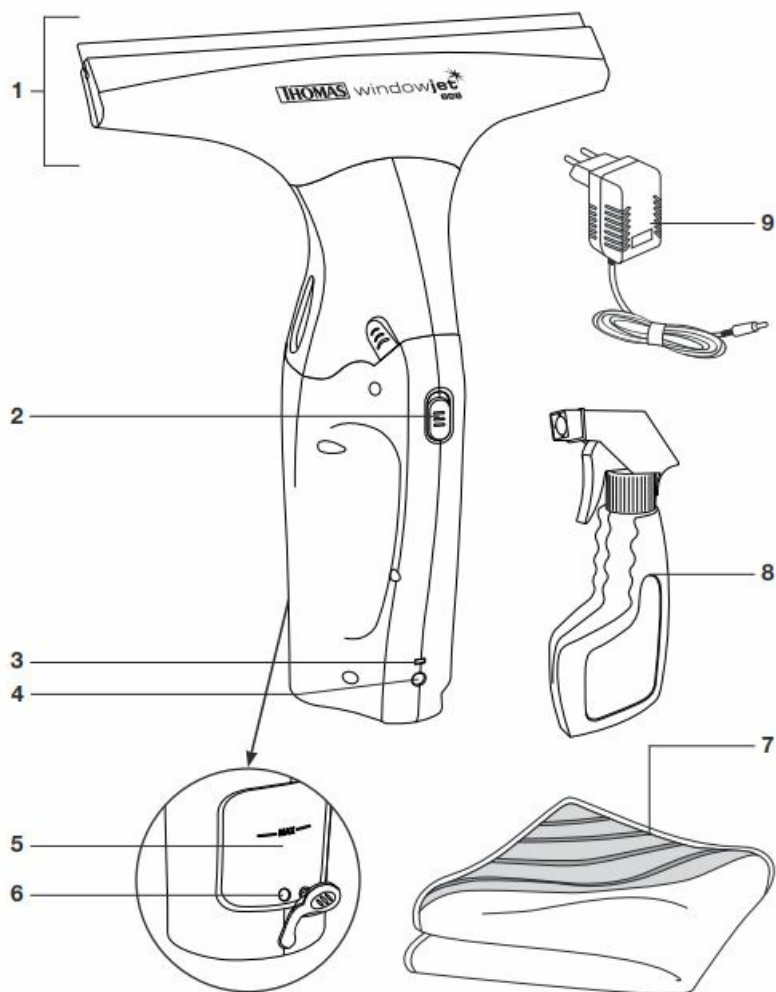
For purchasing the THOMAS windowjet.

Please read the user manual carefully so that you quickly become familiar with the appliance in order to take full advantage of its versatility. Your new THOMAS appliance will serve you for many years with proper handling and care.

We hope you enjoy using it.

Your THOMAS team

Parts identification



1. Suction nozzle, 280 mm wide
2. On/Off switch
3. Charging indicator
4. Charger port
5. 2 in 1 water tank:
6. Water outlet
7. Microfibre cloth
8. Spray bottle
9. Charger

Intended use

Safety instructions

- THOMAS windowjet is intended solely for use in private households. It is suitable for cleaning solid smooth and even surfaces, such as windows, mirrors, tiles and shower cubicles. It is not suitable for rough or textured surfaces. Only use the rechargeable window cleaner by the instructions in this manual.
- The manufacturer accepts no liability for any damage due to incorrect operation or for use other than that for which it was designed. For this reason, be sure to observe the following instructions:
- Make sure you have read and understood the entire user manual before operating the appliance.
- Store the user manual safely and pass it on to any future owners.
- THOMAS windowjet may not be used for the following:
 - Commercial use
 - Vacuuming dust, ash, soot or toner
 - Vacuuming burning or smouldering objects such as cigarettes, seemingly extinguished ashes or coal
 - Vacuuming toxic materials and solvent-containing liquids such as paint thinner, oil, petrol, and caustic liquids,
 - Vacuuming large amounts of any liquid other than the dirty water from the cleaned window,
 - Cleaning surfaces of electrical equipment, such as Hi-Fi systems, computer screens or domestic appliances.
- Empty the waste water tank after each use and rinse thoroughly with clean water.
- Only use clean tap water to fill the spray bottle. Do not use any chemical window cleaning products!
- Remove any stubborn stains or residue of glue/adhesive from window panes before cleaning with the THOMAS windowjet.
- The THOMAS windowjet may not be used in environments at risk of explosion!
- This appliance can be used by children from 8 years of age, as well as by persons with impaired physical, sensory or mental capacities, or lack of experience and/or knowledge, as long as they are supervised or have been instructed on using the appliance safely, and are aware of the dangers involved. Do not allow children to play with the appliance. Cleaning and user maintenance should not be carried out by children without supervision.
- Never leave the product unattended while it is switched on.
- Do not use the appliance to clean people or animals.
- Never point the cleaning jet at people or animals, at electrical sockets or appliances, or at equipment that contains electrical components, e.g. the interior of ovens or heaters.
- Do not leave the appliance outdoors and do not expose it directly to moisture or submerge it in liquids.
- Store the appliance and its attachments in a dry, clean and enclosed space.
- Do not expose the appliance to heat or chemical fluids.
- Do not touch any of the electrical contacts or wires. In particular, do not insert any electrically conductive objects (e.g. needles, scissors, screwdrivers, et.) into the charger port.
- Never touch the charger with wet hands, submerge in liquids or hold under running water. You are risk of a life-threatening electric shock!
- Check the appliance regularly for any visible damage. Do not use the appliance if it has been dropped, if you notice any damage to the motor unit or if it does not function properly.
- Never attempt to repair damage to the appliance, its accessories or the power cord yourself. Always have the appliance inspected and repaired by an authorised customer service facility. Modifying the appliance can pose a danger to your health. Ensure that only genuine THOMAS replacement parts and accessories are used.

- Only use accessories and spare parts approved by the manufacturer for this product. Any other use constitutes improper use. Any improper use is entirely at the user's risk. The manufacturer takes no responsibility for any resulting damage.

Charging the THOMAS windowjet/battery charger

- The voltage specified on the nameplate of the charger must match the mains supply voltage.
- Do not operate the battery charger under any circumstances if:
 - The charger plug is damaged,
 - The charger is visibly damaged.
- Always unplug the charger from the wall socket:
 - When the product is not charging
 - If malfunctions occur while charging,
 - before attaching/removing accessories, or
 - before cleaning or maintenance of the product.
- Do not switch the appliance on while it is charging.
- Unplug the power cord from the socket after charging the appliance.
- Store and use the charger only in dry rooms with an ambient temperature between 5 °C and 40 °C.
- Never touch the charger with wet hands, submerge in liquids or hold under running water. You are risk of a life-threatening electric shock!
- Keep the charger away from direct sunlight, naked flames or other heat-emitting sources. There is a risk of fire or explosion!
- Only charge the appliance with the charger supplied. Do not use any other battery chargers or quick charge devices.

Information on disposal

Packaging

The packaging protects the THOMAS windowjet from damage during transport. It is made of environmentally friendly materials and is therefore recyclable. Do not dispose of packaging that is no longer required in household waste but put out for recycling.

Old units

- Old electrical equipment contains valuable substances and materials, which must not be released into the environment. Do not dispose of the THOMAS windowjet and the rechargeable battery it contains in your household waste. You can dispose of it safely free of charge at your local recycling centre.
- The components of the THOMAS windowjet may be hazardous to health and the environment if used improperly or disposed of incorrectly. These components are essential for the correct functioning of the THOMAS windowjet. Appliances bearing the symbol shown must not be disposed of in household waste.

Technical data

- **Power supply input** 100 – 240 V ~ 50 & 60 Hz
- **Power supply output** DC 5.0 V, max. 1 A

- **Appliance power rating** 12 Watt
- **Operating voltage** 3.7 VDC
- **Battery charging time** 3,5 hours
- **Battery life** 45 minutes
- **Li-ion battery** 2200mAh/3.7 V
- **Waste water tank capacity** 120 ml
- **Weight** 0.75 kg
- **Working width** 28 cm

Warranty

Independently of the warranty obligations of the dealer arising from the sales contract, we offer the following guarantee on the appliance according to the conditions below:

1. The warranty period is 24 months from the day of delivery to the first end user. This period is limited to 12 months for commercial use or equivalent operational demands. To pursue a claim, proof of purchase must be submitted.
2. Within the warranty period we will rectify all substantial, verifiable functional inadequacies due to faulty design or material defects by either repairing the defective parts or replacing them at our discretion; the exchanged parts then become our property. The guarantee does not extend to easily broken parts such as glass, plastic, and lights. Defects must be reported to us immediately upon detection within the warranty period. During the warranty period, the cost of labour and of spare parts needed to rectify the malfunctions will not be billed. In the case of unwarranted claims against our customer service centre, the costs incurred will be charged to the customer. Repair work at the customer's location or installation site can only be requested in the case of large appliances. Other appliances must be sent to our nearest customer service centre, authorised repair shop, or to the factory.
3. There is no warranty obligation in the case of minor deviations from product specifications which do not affect the value or usability of the product caused by chemical or electro-chemical effects, or by water, or damage generally resulting from abnormal ambient conditions. In addition, no warranty claims are accepted for damage resulting from normal wear and tear, or from non-observance of the user manual or inappropriate use.
4. Any claim under warranty is also void if persons not authorised by us undertake any modifications or repairs to the appliance.
5. Warranty services neither extend nor renew the warranty period for the appliance or any installed replacement parts: the warranty period for installed replacement parts ends along with the warranty period for the entire appliance.
6. Additional or other claims, particularly those for compensation for damage caused outside of the appliance – providing there is no legally stipulated liability for this – are excluded.

We also offer you our customer service beyond the expiry of your warranty period. Please consult your dealer or contact our customer service department directly.

After Sales Service Addresses

- Robert Thomas
- Metall- und Elektrowerke GmbH & Co. KG

- Postfach 1820, 57279 Neunkirchen
- Hellerstraße 6, 57290 Neunkirchen
- **Telefon** +49 (0) 2735 – 788 – 0
- **Telefax** +49 (0) 2735 – 788 – 519
- **E-mail:** service@robert-thomas.de
- www.robert-thomas.de
- GERMANY

Frequently Asked Questions (FAQ)

- **How do I clean the device after use?**

After each use, clean the device with a damp cloth and ensure it is dry before storing.


- **How long does the battery last on a full charge?**

The battery provides approximately XX minutes of continuous operation on a full charge.

- **Can I use any cleaning solution with the THOMAS Windowjet?**

It is recommended to use only compatible cleaning solutions as mentioned in the user manual to avoid damage to the device.

Documents / Resources

	<p>THOMAS Windowject 2 In 1 Window Cleaner [pdf] Instruction Manual Windowject, Windowject 2 In 1 Window Cleaner, 2 In 1 Window Cleaner, Window Cleaner, Cleaner</p>
---	--

References

- www.Ruit.de
- [Robert Thomas](#)
- [User Manual](#)

Manuals+, Privacy Policy

This website is an independent publication and is neither affiliated with nor endorsed by any of the trademark owners. The "Bluetooth®" word mark and logos are registered trademarks owned by Bluetooth SIG, Inc. The "Wi-Fi®" word mark and logos are registered trademarks owned by the Wi-Fi Alliance. Any use of these marks on this website does not imply any affiliation with or endorsement.