




Thomann Volume 1 – Passive Volume Controller User Guide

[Home](#) » [Thomann](#) » Thomann Volume 1 – Passive Volume Controller User Guide 

Contents

- [1 Thomann Volume 1 – Passive Volume Controller](#)
- [2 Safety Instructions](#)
 - [2.1 Where to Use the Product](#)
 - [2.2 General Handling](#)
- [3 Features](#)
- [4 Operating Elements](#)
- [5 Using the Product](#)
- [6 Technical Data](#)
- [7 Documents / Resources](#)
 - [7.1 References](#)
- [8 Related Posts](#)

th•mann

Thomann Volume 1 – Passive Volume Controller



Safety Instructions

Intended Use

This product is meant to be used for the passive attenuation of line level audio signals. Any other use or use under other operating conditions is considered to be improper and may result in personal injury or property damage. No liability will be assumed for damages resulting from improper use.

Danger for Children

Ensure that plastic bags, packaging, etc. are disposed of properly and are not within reach of babies and young children. Choking hazard! Ensure that children do not detach any small parts from the product. They could swallow the pieces and choke! ! Never let children unattended use electrical devices.

Where to Use the Product

Never Use the Product

- in conditions of extreme temperature or humidity
- in extremely dusty or dirty areas
- at locations where the unit can become wet

General Handling

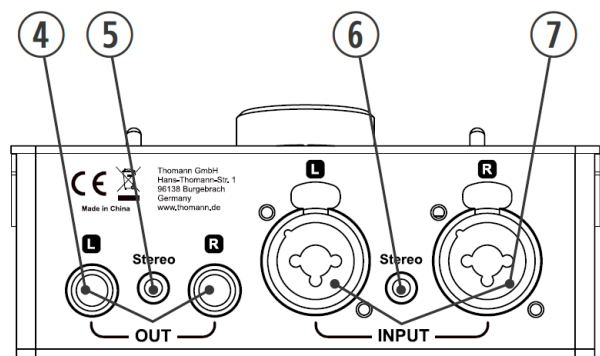
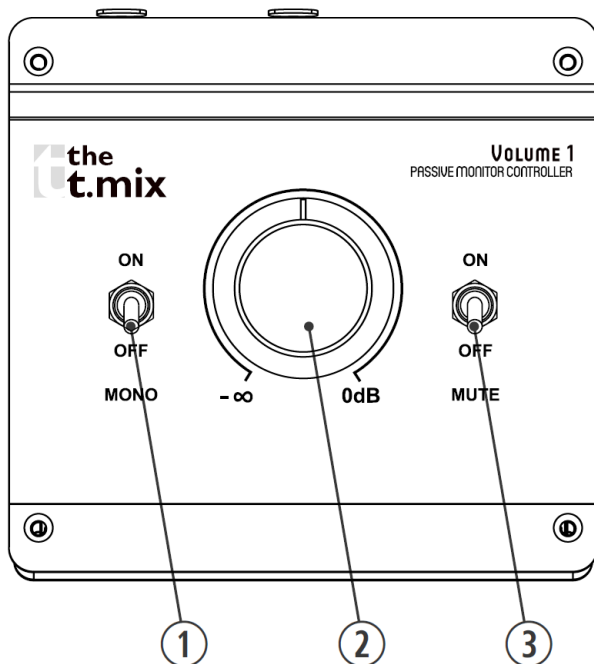
- To prevent damage, never use force when handling the product.
- Never immerse the product in water. Just wipe it with a clean dry cloth. Do not use liquid cleaners such as

benzene, thinners or flammable cleaning agents.

Features

- Passive volume controller for monitors in a robust metal housing and desktop format
- Allows precise volume control of analogue signals
- Inputs: 2 × 1/4" jack / XLR combo, balanced, 1 × 3.5 mm stereo jack
- Outputs: 1/4" jack balanced, 1 × 3.5 mm stereo jack
- Switchable mute
- Switchable mono summation

Operating Elements



1. MONO switch
2. Volume control
3. MUTE switch
4. 1/4" stereo jack, balanced
5. 3.5 mm mini jack stereo output
6. 3.5 mm mini jack stereo input
7. XLR / 1/4" jack stereo input, balanced

Using the Product

1. Connect the signal source whose volume you want to control with the device to the XLR / 1/4" jack or mini jack input.
2. Connect the device via which the signals are to be reproduced or processed to the 1/4" jack or mini jack output.
3. Adjust the volume of the signals as desired with the volume control.
4. To mute the signals, set the MUTE switch to the ON position. Put it in the OFF position to unmute.

5. To switch stereo signals to mono, set the MONO switch to the ON position. Set it to the OFF position to play the signals in stereo again.

Technical Data

- **Max. Input Level** – +26 dB
- **Input Impedance** – 5000 Ω
- **Max. Output Level** – >+26 dB
- **Output Impedance** – 0 – 5000 Ω
- **Frequency Response** – 20 Hz – 20 kHz
- **Signal-to-Noise Ratio** – <-120 dB
- **Crosstalk** – <-80 dB
- **Dimensions (W x H x D)** – 118mm x 46mm x 112mm
- **Weight** – 342 g


For the transport and protective packaging, environmentally friendly materials have been chosen that can be supplied to normal recycling. Ensure that plastic bags, packaging, etc. are properly disposed of. Do not just dispose of these materials with your normal household waste, but make sure that they are collected for recycling. Please follow the notes and markings on the packaging.

This product is subject to the European Waste Electrical and Electronic Equipment Directive (WEEE) in its currently valid version. Do not dispose of your old device with your normal household waste. Dispose of this product through an approved waste disposal firm or through your local waste facility. Comply with the rules and regulations that apply in your country. If in doubt, consult your local waste disposal facility.

Thomann GmbH
Hans-Thomann-Straße 1
96138 Burgebrach
Website: www.thomann.de
Email: info@thomann.de



Documents / Resources



[Thomann Volume 1 - Passive Volume Controller](#) [pdf] User Guide
Thomann, Volume 1, Passive, Volume, Controller

References

- [🌐 Welcome – Thomann United States](#)

